



Arctic Development
Library

Northwest Territories Community Profile
Type of Study: Statistics/surveys
Date of Report: 1986
Author: Lynn Elkin Hall & Associates
Catalogue Number: 9-5-255



NORTHWEST TERRITORIES

COMMUNITY PROFILE

JUNE 16, 1986

Prepared For:

Policy, Planning and Support Systems
Department of Social Services
Government of the Northwest Territories
Yellowknife, N. WT.

Prepared By:

Lynn Elkin Hall and Associates
490851 st Street
60X 1677
Yellowknife, N.W.T.

Lynn Elkin Hall and Associates

Box 1677

Yellowknife, N.W.T.

X1 A 2P3 873-5747

June 16, 1986

Mr. Geoff Thorpe
Co-ordinator
Management Systems
Policy, Planning and Support Services
Department of Social Services
Government of the N. WT.
Yellowknife, N.W.T.

Dear Mr. Thorpe,

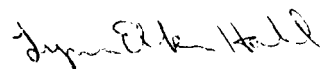
I am pleased to attach two (2) copies of the second part of Phase One work on the Community Profile Information System.

As indicated in the first part of Phase One, the information was available in a variety of forms. In some cases, data could not be reobtained for all regions and communities. Some of the material will exist in the future but does not exist in any form now. An attempt was made to provide similar information where possible.

Some departments were unable to provide their information within the timeframe of this report. A second revised version of this report will be submitted when all outstanding data is received.

Thank you for involving Lynn Elkin Hall and Associates in this project. If you require clarification of any of the material in the attached report, please call.

Sincerely,




Lynn Elkin Hall

TABLE OF CONTENTS

| | Page |
|--------------------------|------|
| Information Descriptions | 1 |
| Profiles | 8 |
| Northwest Territories | 9 |
| Baffin Region | 12 |
| Arctic Bay | 16 |
| Broughton Island | 18 |
| Cape Dorset | 20 |
| Clyde River | 22 |
| Frobisher Bay | 24 |
| Grise Fiord | 26 |
| Hal 1 Beach | 28 |
| Igloolik | 30 |
| Lake Harbour | 32 |
| Nanisivik | 34 |
| Pangnirtung | 36 |
| Pond Inlet | 38 |
| Resolute | 40 |
| Sanikiluaq | 42 |
| Fort Smith Region | 44 |
| Fort Liard | 48 |
| Fort Providence | 50 |
| Fort Resolution | 52 |
| Fort Simpson | 54 |

| | |
|--------------------|-----|
| Fort Smith | 56 |
| Hay River | 58 |
| Lac La Martre | 60 |
| Pine Point | 62 |
| Rae Lakes | 64 |
| Rae-Edzo | 66 |
| Snowdrift | 68 |
| Tungsten | 70 |
| Wrigley | 72 |
| Yellowknife | 74 |
| Inuvik Region | 76 |
| Aklavik | 79 |
| Arctic Red River | 81 |
| Fort Franklin | 83 |
| Fort Good Hope | 85 |
| Fort McPherson | 87 |
| Fort Norman | 89 |
| Inuvik | 91 |
| Norman Wells | 93 |
| Paulatuk | 95 |
| Sachs Harbour | 97 |
| Tuktoyaktuk | 99 |
| Keewatin Region | 101 |
| Baker Lake | 105 |
| Chesterfield Inlet | 107 |
| Coral Harbour | 109 |

| | |
|---------------------------|-----|
| Eskimo Point | 111 |
| Rankin Inlet | 113 |
| Repulse Bay | 115 |
| Whale Cove | 117 |
| Kitikmeot Region | 119 |
| Cambridge Bay | 123 |
| Coppermine | 125 |
| Gjoa Haven | 127 |
| Holman Island | 129 |
| Pelly Bay | 131 |
| Spence Bay | 133 |
| Information Not Available | 135 |



Information Descriptions

1. Population

Population

Data Year: 1981

Provided By: Bureau of Statistics
Government of the N.W.T.

Comments: These figures come from the 1981 Census. They are randomly rounded to a number divisible by five.

Population Estimates

Data Year: 1986

Provided By: Bureau of Statistics
Government of the N.W.T.

Comments: The data is broken down by age groups, sex and ethnicity. The figures given are projections and use a base year of June 1985.

2. Income Potential

Hunting

Big Game Harvest Estimates

Data Year: Fiscal Year 1984/85

Provided By: Wildlife Population Management
Department of Renewable Resources
Government of the N.W.T.

Comments: These estimates are based on a survey of 1,876 hunters in the Northwest Territories. The return rate for this survey was 71.8%. Community estimates were calculated using a ratio method (tags sold in a community compared to number of tags purchased by questionnaire respondents). Barren-ground Caribou, Woodland Caribou, Black Bears, Wolves, Wolverines, Sheep, Goats and Moose are included in this count.

Trapping

Furs Traded/Fur Sales

Data Year: Fiscal Year 1984/85
Provided By: Regional Superintendents
Department of Renewable Resources
Government of the N.W.T.

Comments: The original requests to the Regional Superintendents was for Fur Export Tax Returns. The regions indicated that they did not have this information. However, information detailing the number of furs sold and the sale prices of these furs was received for the Keewatin, Kitikmeot and Fort Smith Regions. The data for the Keewatin Region communities includes Fur Incentive payments which relates directly to the furs sold. These amounts were included because this data item is supposed to be an indicator of income potential from trapping.

Arctic Co-operatives

Data Year: 1984
Provided By: Department of Economic Development and Tourism
Government of the N.W.T.
Comments: The N.W.T. Co-operative System 1984 Annual Report was the source of this information. Number of members and employees was available at the community level. Financial information was only available at the Regional level.

Arts and Crafts

Income From Handicrafts

Data Year: Fiscal Year 1985/86
Provided By: Co-ordinator, Financial Assistance Services
Department of Social Services
Government of the N.W.T.
Comments: These figures represent the income from handicrafts as reported by Social Assistance applicants. No

documentation is required to support this information. The individuals represented by these figures were only those who are unable to earn sufficient income to support themselves and their families.

Payments By Co-operatives For Crafts (Keewatin Region)

Estimated Arts and Crafts Income (Baffin Region)

Data Year 1982

Provided By: Department of Economic Development and Tourism
Government of the N.W.T.

Comments: These income estimates were developed specifically for Economic Base Studies of the Baffin and Keewatin Regions.

3. Government Assistance Programs

Housing

Rents/Utilities

Data Year: Fiscal Year 1985/86

Provided By: Co-ordinator, Financial Assistance Services
Department of Social Services
Government of the N.W.T.

Comments: These figures indicate the rents and utilities paid by Social Assistance. These figures should be viewed with caution because they only include the amount of the payments which the Social Assistance applicant was unable to pay. The figures are part of a budget calculation and may be approximate.

Social Assistance

Data Year Fiscal Year 1985/86

Provided By: Co-ordinator, Financial Assistance Services
Department of Social Services
Government of the N.W.T.

Comments: These figures represent the total expenditures, cases and people affected. One family (or case) may have received assistance in each month and would be counted in the total number of cases twelve times.

4. Government Subsidy Pro-

Number of Recipients

Canada Pension Plan Benefits

Data Year: December 1985

Provided By: Policy, Planning and Information Branch
Health and Welfare Canada
Ottawa, Ontario

Comments: This information is released by postal code. A certain number of recipients in a community are required before the information can be released at the community level. This requirement is to protect the privacy of the recipients. Only Territorial information is available for this indicator.

Old Age Security, Guaranteed Income Supplement, Spouse Allowance

Data Year: December 1985

Provided By: Policy, Planning and Information Branch
Health and Welfare Canada
Ottawa, Ontario

Comments: This information is released by postal code. A certain number of recipients in a community are required before the information can be released at the community level. This requirement is to protect the privacy of the recipients,

Supplementary Benefits

Data Year: Fiscal Year 1985/86

Provided By: Co-ordinator, Financial Assistance Services
Department of Social Services
Government of the N.W.T.

Comments: Only Territorial information is available. These figures only include computerized payments, A person receiving Supplementary Benefits in each month of the year would be counted twelve times.

Family Allowance

Data Year: December 1985
 Provided By: Policy, Planning and Information Branch
 Health and Welfare Canada
 Ottawa, Ontario

Comments: This information is released by postal code. A certain number of recipients in a community are required before the information can be released at the community level. This requirement is to protect the privacy of the recipients. These figures represent the total number of children receiving family allowance payments, not the number of family allowance cheques issued.

Unemployment Insurance

Data Year: Fiscal Year 1985/86
 Provided By: Department of Government Services
 Government of the N.W.T.

Comments: This information is released by postal code. A certain number of recipients in a community are required before the information can be released at the community level. This requirement is to protect the privacy of the recipients.

5. Child Welfare**Children Admitted to Supervision/Care**

Data Year: 1985
 Provided By: Superintendent of Child Welfare
 Department of Social Services
 Government of the N.W.T.

Comments: These figures represent the number of children admitted to the care or supervision of the Superintendent of Child Welfare during the period, not the total number of children in care or under supervision.

6. Young Offenders

Number of Young Offenders

Data Year: 1985
 Provided By: Director of Young Offenders
 Department of Social Services
 Government of the N.W.T.
 Comments: These figures were calculated using the Young Offenders' Intake forms.

Number of Offences

Data Year: 1985
 Provided By: Director of Young Offenders
 Department of Social Services
 Government of the N.W.T.
 Comments: These figures were calculated using information on the Young Offenders' Prosecutor's Information Sheet.

7. Adult Offenders

Federal Parole Cases Under Supervision

Data Year: April to December 1985
 Provided By: Area Manager
 N.W.T. Parole
 Corrections Service
 Comments: Information is only available at the Regional level,

Federal Day and Full Parole

Data Year: January 1986
 Provided By: Area Manager
 N.W.T. Parole
 Corrections Service
 Comments: Information is only available at the Regional level,

Territorial Probation/Parole Caseload

Data Year: Fiscal Year 1985-86
 Provided By: Corrections
 Department of Social Services
 Government of the N.W.T.

Comments: This information is available at Territorial, Regional and Area levels.

Court Cases Heard

Data Year: Fiscal Year 1985-86
 Provided By: Chief of Court Services
 Department of Justice and Public Services
 Government of the N.W.T.

Comments:

Offences Recorded By RCMP

Data Year: 1984
 Provided By: Canadian Centre for Justice Statistics
 Statistics Canada
 Ottawa, Ontario

Comments: The figures given indicate the number of offences which were reported to the RCMP or which they knew of. The number of unfounded reports is not included in these figures.

Territorial Corrections Service

Inmate Population


Data Year: Fiscal Year 1985-86
 Provided By: Corrections
 Department of Social Services
 Government of the N.W.T.

Comments: The inmate population is given as of March 31, 1986.


Admissions to Correctional Centres

Data Year: Fiscal Year 1985-86
 Provided By: Corrections
 Department of Social Services
 Government of the N.W.T.

Comments: These figures exclude remands and parole suspensions.



Profiles



Northwest Territories**1. Population**

| | |
|-------------------------------|--------|
| Population (from 1981 Census) | 45,535 |
| 1986 Population Estimates | |
| Total Population | 52,064 |
| Males | 27,319 |
| Females | 24,745 |
| Under 20 | 23,350 |
| Over 19 | 28,714 |

2. Income Potential

| | |
|----------------------------|--------------|
| Hunting | |
| Big Game Harvest Estimates | 964 |
| Trapping | |
| Furs Traded | 11,490 |
| Fur Sales | \$272,687 |
| Arctic Cooperatives | |
| Members | 5,580 |
| Employees | 289 |
| Sales | \$24,160,660 |
| Net Loss | (\$88 1,844) |
| Arts and Crafts | |
| Handicraft Income | |
| Income Reported | \$292,602 |
| Cases Reporting | 1,547 |

3. Government Assistance Programs

| | |
|-------------------|--------------|
| Social Assistance | |
| Amount Paid | \$10,964,626 |
| Cases | 26,174 |
| Number of People | 85,316 |
| Housing | |
| Rent | |
| Amount Paid | \$677,037 |
| Cases | 8,547 |
| Utilities | |

| | |
|-------------|-----------|
| Amount Paid | \$315,078 |
| Cases | 3,160 |

4. Government Subsidy Programs

Number of Recipients

Canada Pension Plan

| | |
|---------------------|-----|
| Retirement Pensions | 341 |
|---------------------|-----|

| | |
|---------------------|----|
| Disability Pensions | 33 |
|---------------------|----|

| | |
|----------------------------------|----|
| Disability - Children's Benefits | 24 |
|----------------------------------|----|

| | |
|-----------------------------|-----|
| Surviving Spouse's Pensions | 253 |
|-----------------------------|-----|

| | |
|-------------------|-----|
| Orphan's Benefits | 367 |
|-------------------|-----|

| | |
|----------------|---|
| Death Benefits | 4 |
|----------------|---|

| | |
|------------------|-----|
| Old Age Security | 205 |
|------------------|-----|

| | |
|--------------------------------------|-------|
| OAS and Guaranteed Income Supplement | 1,084 |
|--------------------------------------|-------|

| | |
|------------------|----|
| Spouse Allowance | 72 |
|------------------|----|

| | |
|------------------------|--------|
| Supplementary Benefits | 13,818 |
|------------------------|--------|

| | |
|------------------|--------|
| Family Allowance | 19,480 |
|------------------|--------|

Unemployment Insurance

| | |
|---------------|------|
| Active Claims | 1980 |
|---------------|------|

| | |
|----------------|-----|
| Dormant Claims | 542 |
|----------------|-----|

5. Child Welfare

| | |
|---------------------------------------|----|
| Children Admitted to Supervision/Care | 94 |
|---------------------------------------|----|

6. Young Offenders

| | |
|---------------------------|-----|
| Number of Young Offenders | 562 |
|---------------------------|-----|

| | |
|--------------------|-------|
| Number of Offences | 1,636 |
|--------------------|-------|

7. Adult Offenders

Federal Parole Cases Under Supervision

| | |
|--------|----|
| Parole | 18 |
|--------|----|

| | |
|-----------|---|
| Mandatory | 7 |
|-----------|---|

Federal Day and Full Parole

| | |
|--------------|-----|
| Applications | 104 |
|--------------|-----|

| | |
|---------|-----|
| Granted | 21% |
|---------|-----|

Territorial Probation/Parole Caseload (by age group)

| | |
|----------|----|
| Under 18 | 57 |
|----------|----|

| | |
|---------|-----|
| Over 18 | 367 |
|---------|-----|

| | |
|---------|---|
| Unknown | 6 |
|---------|---|

Cases Heard By

| | |
|---|-------|
| Justices of the Peace | 1,861 |
| Territorial Court | 5,246 |
| Supreme Court | 1,337 |
| Of fences Recorded By RCMP | |
| Crimes of Violence | 2,083 |
| Property Crimes | 4,638 |
| Other Crimes | 3,544 |
| Drug Of fences | 383 |
| Federal/Territorial Statutes | 7,715 |
| Municipal By-Laws | 240 |
| Territorial Corrections Service | |
| Inmate Population By Sentence Length | |
| 31 Days or Less | 15 |
| 32-366 Days | 121 |
| 367-730 Days | 50 |
| Over 730 Days | 19 |
| Remand/Parole Suspension | 29 |
| Admissions to Correctional Centres By Sentence Length | |
| 31 Days or Less | 195 |
| 32-366 Days | 546 |
| 367-730 Days | 57 |
| Over 730 Days | 46 |

Baffin Region

Profiles are given for each community in the Baffin Region.

Baffin Region**1. Population**

| | |
|-------------------------------|-------|
| Population (from 1981 Census) | 8,300 |
| 1986 Population Estimates | |
| Total Population | 9,800 |
| Males | 5,134 |
| Females | 4,666 |
| Under 20 | 5,121 |
| Over 19 | 4,679 |

2. Income Potential

| | |
|----------------------------------|--------------|
| Hunting | |
| Big Game Harvest Estimates | 94 |
| Trapping | |
| Furs Traded | |
| Fur Sales | |
| Arctic Cooperatives | |
| Members | 1,995 |
| Employees | 149 |
| Sales | \$10,358,216 |
| Net Loss | (\$294,681) |
| Arts and Crafts | |
| Handicraft Income | |
| Income Reported | \$215,644 |
| Cases Reporting | 1,014 |
| Estimated Arts and Crafts Income | \$4,710,440 |

3. Government Assistance Programs

| | |
|-------------------|-------------|
| Social Assistance | |
| Amount Paid | \$2,891,880 |
| Cases | 6,960 |
| Number of People | 26,693 |
| Housing | |
| Rent | |
| Amount Paid | \$85,683 |
| Cases | 2,378 |

| | |
|--|----------|
| Utilities | |
| Amount Paid | \$11,604 |
| Cases | 326 |
| 4. Government Subsidy Programs | |
| Number of Recipients | |
| Old Age Security | 15 |
| OAS and Guaranteed Income Supplement | 146 |
| Spouse Allowance | 15 |
| Family Allowance | 4,430 |
| Unemployment Insurance | |
| Active Claims | 336 |
| Dormant Claims | 116 |
| 5. Child Welfare | |
| Children Admitted to Supervision/Care | 16 |
| 6. Young Offenders | |
| Number of Young Offenders | 95 |
| Number of Offences | 314 |
| 7. Adult Offenders | |
| Federal Parole Cases Under Supervision | |
| Parole | 6 |
| Mandatory | 1 |
| Federal Day and Full Parole | |
| Applications | 30 |
| Granted | 21% |
| Territorial Probation/Parole Caseload (by age group) | |
| Under 18 | 18 |
| Over 18 | 91 |
| Unknown | 1 |
| Cases Heard By | |
| Justices of the Peace | 370 |
| Territorial Court | 709 |
| Supreme Court | 51 |
| Offences Recorded By RCMP | |
| Crimes of Violence | 301 |
| Property Crimes | 909 |
| Other Crimes | 580 |

| | |
|--|-----|
| Drug Offences | 140 |
| Federal/Territorial Statutes | 645 |
| Municipal By-Laws | 6 |
| Territorial Correctional Centre Admissions | 175 |

Arctic Bay**1. Population**

| | |
|-------------------------------|-----|
| Population (from 1981 Census) | 375 |
| 1986 Population Estimates | |
| Total Population | 447 |
| Males | 225 |
| Females | 222 |
| Under 20 | 284 |
| Over 19 | 163 |

2. Income Potential

| | |
|----------------------------------|----------|
| Hunting | |
| Big Game Harvest Estimates | 5 |
| Arctic Cooperatives | |
| Members | 0 |
| Arts and Crafts | |
| Handicraft Income | |
| Income Reported | \$1,666 |
| Cases Reporting | 17 |
| Estimated Arts and Crafts Income | \$20,000 |

3. Government Assistance Programs

| | |
|-------------------|----------|
| Social Assistance | |
| Amount Paid | \$69,943 |
| Cases | 172 |
| Number of People | 707 |
| Housing | |
| Rent | |
| Amount Paid | \$1,376 |
| Cases | 43 |
| Utilities | |
| Amount Paid | \$140 |
| Cases | 8 |

4. Government Subsidy Programs

| | |
|--------------------------------------|---------|
| Number of Recipients | |
| Old Age Security | 0 |
| OAS and Guaranteed Income Supplement | 6 |
| Spouse Allowance | 1 |
| Family Allowance | 265 |
| Unemployment Insurance | |
| Active Claims | 8 |
| Average Benefits Paid | \$1,804 |
| Dormant Claims | 0 |

5. Child Welfare

| | |
|---------------------------------------|---|
| Children Admitted to Supervision/Care | 0 |
|---------------------------------------|---|

6. Young Offenders

| | |
|---------------------------|---|
| Number of Young Offenders | 0 |
| Number of Of fences | 0 |

7. Adult Off enders

| | |
|------------------------------|----|
| Cases Heard By | |
| Justices of the Peace | 1 |
| Territorial Court | 14 |
| Supreme Court | 0 |
| Of fences Recorded By RCMP | |
| Crimes of Violence | 0 |
| Property Crimes | 0 |
| Other Crimes | 0 |
| Drug Of fences | 0 |
| Federal/Territorial Statutes | 0 |
| Municipal By-Laws | 0 |

Broughton Island**1. Population**

| | |
|-------------------------------|------------|
| Population (from 1981 Census) | 380 |
| 1986 Population Estimates | |
| Total Population | 427 |
| Males | 207 |
| Females | 220 |
| Under 20 | 239 |
| Over 19 | 188 |

2. Income Potential

| | |
|----------------------------------|----------|
| Hunting | |
| Big Game Harvest Estimates | 0 |
| Arctic Cooperatives | |
| Members | 146 |
| Employees | 5 |
| Arts and Crafts | |
| Handicraft Income | |
| Income Reported | \$621 |
| Cases Reporting | 12 |
| Estimated Arts and Crafts Income | \$28,000 |

3. Government Assistance Programs

| | |
|-------------------|-----------|
| Social Assistance | |
| Amount Paid | \$133,674 |
| Cases | 345 |
| Number of People | 1,385 |
| Housing | |
| Rent | |
| Amount Paid | \$1,312 |
| Cases | 40 |
| Utilities | |
| Amount Paid | \$0 |
| Cases | 0 |

4. Government Subsidy Programs

| | |
|--------------------------------------|---------|
| Number of Recipients | |
| Old Age Security | 1 |
| OAS and Guaranteed Income Supplement | 10 |
| Spouse Allowance | 2 |
| Family Allowance | 211 |
| Unemployment Insurance | |
| Active Claims | 12 |
| Average Benefits Paid | \$1,119 |
| Dormant Claims | 4 |
| Average Benefits Paid | \$478 |

5. Child Welfare

| | |
|---------------------------------------|---|
| Children Admitted to Supervision/Care | 0 |
|---------------------------------------|---|

6. Young Offenders

| | |
|---------------------------|----|
| Number of Young Offenders | 12 |
| Number of Offences | 55 |

7. Adult Offenders

| | |
|------------------------------|----|
| Cases Heard By | |
| Justices of the Peace | 2 |
| Territorial Court | 10 |
| Supreme Court | 0 |
| Offences Recorded By RCMP | |
| Crimes of Violence | 5 |
| Property Crimes | 65 |
| Other Crimes | 11 |
| Drug Offences | 0 |
| Federal/Territorial Statutes | 12 |
| Municipal By-Laws | 0 |

Cape Dorset**1. Population**

| | |
|-------------------------------|-----|
| Population (from 1981 Census) | 785 |
| 1986 Population Estimates | |
| Total Population | 863 |
| Males | 467 |
| Females | 396 |
| Under 20 | 481 |
| Over 19 | 382 |

2. Income Potential

| | |
|----------------------------------|-------------|
| Hunting | |
| Big Game Harvest Estimates | 15 |
| Arctic Cooperatives | |
| Members | 286 |
| Employees | 42 |
| Arts and Crafts | |
| Handicraft Income | |
| Income Reported | \$77,582 |
| Cases Reporting | 302 |
| Estimated Arts and Crafts Income | \$1,400,000 |

3. Government Assistance Programs

| | |
|-------------------|-----------|
| Social Assistance | |
| Amount Paid | \$410,153 |
| Cases | 1,061 |
| Number of People | 3,678 |
| Housing | |
| Rent | |
| Amount Paid | \$12,065 |
| Cases | 256 |
| Utilities | |
| Amount Paid | \$672 |
| Cases | 31 |

4. Government Subsidy Programs

| | |
|--------------------------------------|---------|
| Number of Recipients | |
| Old Age Security | 2 |
| OAS and Guaranteed Income Supplement | 18 |
| Spouse Allowance | 3 |
| Family Allowance | 411 |
| Unemployment Insurance | |
| Active Claims | 35 |
| Average Benefits Paid | \$1,621 |
| Dormant Claims | 7 |
| Average Benefits Paid | \$323 |

5. Child Welfare

| | |
|---------------------------------------|---|
| Children Admitted to Supervision/Care | 1 |
|---------------------------------------|---|

6. Young Offenders

| | |
|---------------------------|----|
| Number of Young Offenders | 14 |
| Number of Of fences | 61 |

7. Adult Offenders

| | |
|------------------------------|-----|
| Cases Heard By | |
| Justices of the Peace | 29 |
| Territorial Court | 86 |
| Supreme Court | 2 |
| Of fences Recorded By RCMP | |
| Crimes of Violence | 33 |
| Property Crimes | 133 |
| Other Crimes | 78 |
| Drug Of fences | 3 |
| Federal/Territorial Statutes | 35 |
| Municipal By-Laws | 0 |

Clyde River

| | |
|--|------------------|
| 1. Population | |
| Population (from 1981 Census) | 440 |
| 1986 Population Estimates | |
| Total Population | 524 |
| Males | 289 |
| Females | 235 |
| Under 20 | 296 |
| Over 19 | 228 |
| 2. Income Potential | |
| Hunting | |
| Big Game Harvest Estimates | 0 |
| Arctic Cooperatives | |
| Members | 0 |
| Arts and Crafts | |
| Handicraft Income | |
| income Reported | \$11,194 |
| Cases Reporting | 79 |
| Estimated Arts and Crafts Income | \$343,240 |
| 3. Government Assistance Programs | |
| Social Assistance | |
| Amount Paid | \$186,034 |
| Cases | 373 |
| Number of People | 1,713 |
| Housing | |
| Rent | |
| Amount Paid | \$2,720 |
| Cases | 83 |
| Utilities | |
| Amount Paid | \$331 |
| Cases | 14 |

4. **Government Subsidy Programs****Number of Recipients**

| | |
|--------------------------------------|-------|
| Old Age Security | 0 |
| OAS and Guaranteed Income Supplement | 10 |
| Spouse Allowance | 0 |
| Family Allowance | 264 |
| Unemployment Insurance | |
| Active Claims | 11 |
| Average Benefits Paid | \$399 |
| Dormant Claims | 0 |

5. **Child Welfare**

| | |
|---------------------------------------|---|
| Children Admitted to Supervision/Care | 0 |
|---------------------------------------|---|

6. **Young Offenders**

| | |
|---------------------------|---|
| Number of Young Offenders | 1 |
| Number of Offences | 1 |

7. **Adult Offenders****Cases Heard By**

| | |
|------------------------------|----|
| Justices of the Peace | 9 |
| Territorial Court | 9 |
| Supreme Court | 0 |
| Offences Recorded By RCMP | |
| Crimes of Violence | 3 |
| Property Crimes | 26 |
| Other Crimes | 10 |
| Drug Offences | 0 |
| Federal/Territorial Statutes | 16 |
| Municipal By-Laws | 0 |

Erohishe Bay**1. Population**

| | |
|--------------------------------------|-------|
| Population (from 1981 Census) | 2,335 |
| 1986 Population Estimates | |
| Total Population | 3,038 |
| Males | 1,608 |
| Females | 1,430 |
| Under 20 | 1,325 |
| Over 19 | 1,713 |

2. Income Potential

| | |
|----------------------------------|-------------|
| Hunting | |
| Big Game Harvest Estimates | 58 |
| Arctic Cooperatives | |
| Members | 121 |
| Employees | 3 |
| Arts and Crafts | |
| Handicraft Income | |
| Income Reported | \$19,769 |
| Cases Reporting | 133 |
| Estimated Arts and Crafts Income | \$1,600,000 |

3. Government Assistance Programs

| | |
|--------------------------|-----------|
| Social Assistance | |
| Amount Paid | \$686,689 |
| Cases | 1,862 |
| Number of People | 5,844 |
| Housing | |
| Rent | |
| Amount Paid | \$27,799 |
| Cases | 720 |
| Utilities | |
| Amount Paid | \$5,042 |
| Cases | 128 |

4. Government Subsidy Programs**Number of Recipients**

| | |
|--------------------------------------|---------|
| Old Age Security | 9 |
| OAS and Guaranteed Income Supplement | 28 |
| Spouse Allowance | 2 |
| Family Allowance | 1,129 |
| Unemployment Insurance | |
| Active Claims | 117 |
| Average Benefits Paid | \$1,187 |
| Dormant Claims | 64 |
| Average Benefits Paid | \$403 |

5. Child Welfare

| | |
|---------------------------------------|----|
| Children Admitted to Supervision/Care | 14 |
|---------------------------------------|----|

6. Young Offenders

| | |
|---------------------------|-----|
| Number of Young Offenders | 46 |
| Number of Offences | 146 |

7. Adult Offenders

| | |
|------------------------------|-----|
| Cases Heard By | |
| Justices of the Peace | 288 |
| Territorial Court | 285 |
| Supreme Court | 49 |
| Offences Recorded By RCMP | |
| Crimes of Violence | 170 |
| Property Crimes | 428 |
| Other Crimes | 348 |
| Drug Offences | 106 |
| Federal/Territorial Statutes | 465 |
| Municipal By-Laws | 3 |

Grise Fjord**1. Population**

| | |
|----------------------------------|-----|
| Population (from 1981 Census) | 105 |
| 1986 Population Estimates | |
| Total Population | 138 |
| Males | 79 |
| Females | 59 |
| Under 20 | 63 |
| Over 19 | 75 |

2. Income Potential

| | |
|----------------------------------|----------|
| Hunting | |
| Big Game Harvest Estimates | 0 |
| Arctic Cooperatives | |
| Members | 32 |
| Employees | 9 |
| Arts and Crafts | |
| Handicraft Income | |
| Income Reported | \$0 |
| Cases Reporting | 0 |
| Estimated Arts and Crafts Income | \$56,200 |

3. Government Assistance Programs

| | |
|--------------------------|----------|
| Social Assistance | |
| Amount Paid | \$49,713 |
| Cases | 130 |
| Number of People | 381 |
| Housing | |
| Rent | |
| Amount Paid | \$928 |
| Cases | 28 |
| Utilities | |
| Amount Paid | \$113 |
| Cases | 5 |

4. Government Subsidy Programs

| | |
|--------------------------------------|----|
| Number of Recipients | |
| Old Age Security | 0 |
| OAS and Guaranteed Income Supplement | 1 |
| Spouse Allowance | 0 |
| Family Allowance | 46 |
| Unemployment Insurance | |
| Active Claims | 0 |
| Dormant Claims | 0 |

5. Child Welfare

| | |
|---------------------------------------|---|
| Children Admitted to Supervision/Care | 0 |
|---------------------------------------|---|

6. Young Offenders

| | |
|---------------------------|---|
| Number of Young Offenders | 1 |
| Number of Of fences | 2 |

7. Adult Offenders

| | |
|------------------------------|---|
| Cases Heard By | |
| Justices of the Peace | 0 |
| Territorial Court | 0 |
| Supreme Court | 0 |
| Of fences Recorded By RCMP | |
| Crimes of Violence | 3 |
| Property Crimes | 4 |
| Other Crimes | 1 |
| Drug Of fences | 0 |
| Federal/Territorial Statutes | 5 |
| Municipal By-Laws | 0 |

Hall Beach**1. Population**

| | |
|-------------------------------|-----|
| Population (from 1981 Census) | 350 |
| 1986 Population Estimates | |
| Total Population | 427 |
| Males | 220 |
| Females | 207 |
| Under 20 | 264 |
| Over 19 | 163 |

2. Income Potential

| | |
|----------------------------------|---------|
| Hunting | |
| Big Game Harvest Estimates | 1 |
| Arctic Cooperatives | |
| Members | 91 |
| Employees | 5 |
| Arts and Crafts | |
| Handicraft Income | |
| Income Reported | \$7,756 |
| Cases Reporting | 41 |
| Estimated Arts and Crafts Income | \$4,000 |

3. Government Assistance Programs

| | |
|-------------------|-----------|
| Social Assistance | |
| Amount Paid | \$209,856 |
| Cases | 381 |
| Number of People | 2,008 |
| Housing | |
| Rent | |
| Amount Paid | \$5,591 |
| Cases | 165 |
| Utilities | |
| Amount Paid | \$177 |
| Cases | 3 |

4. Government Subsidy Programs**Number of Recipients**

| | |
|--------------------------------------|---------|
| Old Age Security | 0 |
| OAS and Guaranteed Income Supplement | 8 |
| Spouse Allowance | 1 |
| Family Allowance | 250 |
| Unemployment Insurance | |
| Active Claims | 1 |
| Average Benefits Paid | \$1,426 |
| Dormant Claims | 1 |
| Average Benefits Paid | \$0 |

5. Child Welfare

| | |
|---------------------------------------|---|
| Children Admitted to Supervision/Care | 0 |
|---------------------------------------|---|

6. Young Offenders

| | |
|---------------------------|---|
| Number of Young Offenders | 4 |
| Number of Offences | 8 |

7. Adult Offenders

| | |
|------------------------------|----|
| Cases Heard By | |
| Justices of the Peace | 1 |
| Territorial Court | 53 |
| Supreme Court | 0 |
| Offences Recorded By RCMP | |
| Crimes of Violence | 0 |
| Property Crimes | 0 |
| Other Crimes | 0 |
| Drug Offences | 0 |
| Federal/Territorial Statutes | 0 |
| Municipal By-Laws | 0 |

Iqloolik**1. Population**

| | |
|-------------------------------|-----|
| Population (from 1981 Census) | 745 |
| 1986 Population Estimates | |
| Total Population | 808 |
| Males | 408 |
| Females | 400 |
| Under 20 | 513 |
| Over 19 | 295 |

2. Income Potential

| | |
|----------------------------------|----------|
| Hunting | |
| Big Game Harvest Estimates | 0 |
| Arctic Cooperatives | |
| Members | 183 |
| Employees | 17 |
| Arts and Crafts | |
| Handicraft Income | |
| Income Reported | \$14,125 |
| Cases Reporting | 78 |
| Estimated Arts and Crafts Income | \$63,000 |

3. Government Assistance Programs

| | |
|-------------------|------------|
| Social Assistance | |
| Amount Paid | \$270,866 |
| Cases | 525 |
| Number of People | 2,848 |
| Housing | |
| Rent | |
| Amount Paid | \$9,256 |
| Cases | 287 |
| Utilities | |
| Amount Paid | \$892 |
| Cases | 24 |

4. Government Subsidy Programs

| | |
|--------------------------------------|---------|
| Number of Recipients | |
| Old Age Security | 2 |
| OAS and Guaranteed Income Supplement | 14 |
| Spouse Allowance | 1 |
| Family Allowance | 463 |
| Unemployment Insurance | |
| Active Claims | 18 |
| Average Benefits Paid | \$1,493 |
| Dormant Claims | 5 |
| Average Benefits Paid | \$0 |

5. Child Welfare

| | |
|---------------------------------------|---|
| Children Admitted to Supervision/Care | 0 |
|---------------------------------------|---|

6. Young Offenders

| | |
|---------------------------|---|
| Number of Young Offenders | 4 |
| Number of Of fences | 9 |

7. Adult Offenders

| | |
|------------------------------|----|
| Cases Heard By | |
| Justices of the Peace | 7 |
| Territorial Court | 30 |
| Supreme Court | 0 |
| Of fences Recorded By RCMP | |
| Crimes of Violence | 17 |
| Property Crimes | 63 |
| Other Crimes | 19 |
| Drug Of fences | 7 |
| Federal/Territorial Statutes | 13 |
| Municipal By-Laws | 0 |

Lake Harbour.**1. Population**

| | |
|-------------------------------|-----|
| Population (from 1981 Census) | 255 |
| 1986 Population Estimates | |
| Total Population | 294 |
| Males | 142 |
| Females | 152 |
| Under 20 | 171 |
| Over 19 | 123 |

2. Income Potential

| | |
|----------------------------------|-----------|
| Hunting | |
| Big Game harvest Estimates | 0 |
| Arctic Cooperatives | |
| Members | 196 |
| Employees | 5 |
| Arts and Crafts | |
| Handicraft Income | |
| Income Reported | \$17,853 |
| Cases Reporting | 53 |
| Estimated Arts and Crafts Income | \$350,000 |

3. Government Assistance Programs

| | |
|-------------------|----------|
| Social Assistance | |
| Amount Paid | \$74,254 |
| Cases | 179 |
| Number of People | 623 |
| Housing | |
| Rent | |
| Amount Paid | \$896 |
| Cases | 28 |
| Utilities | |
| Amount Paid | \$51 |
| Cases | 2 |

4. Government Subsidy Programs

| | |
|--------------------------------------|---------|
| Number of Recipients | |
| Old Age Security | 0 |
| OAS and Guaranteed Income Supplement | 4 |
| Spouse Allowance | 0 |
| Family Allowance | 156 |
| Unemployment Insurance | |
| Active Claims | 11 |
| Average Benefits Paid | \$1,789 |
| Dormant Claims | 1 |
| Average Benefits Paid | \$807 |

5. Child Welfare

| | |
|---------------------------------------|---|
| Children Admitted to Supervision/Care | 0 |
|---------------------------------------|---|

6. Young Offenders

| | |
|---------------------------|---|
| Number of Young Offenders | 1 |
| Number of Of fences | 1 |

7. Adult Offenders

| | |
|------------------------------|----|
| Cases Heard By | |
| Justices of the Peace | 0 |
| Territorial Court | 18 |
| Supreme Court | 0 |
| Of fences Recorded By RCMP | |
| Crimes of Violence | 8 |
| Property Crimes | 12 |
| Other Crimes | 11 |
| Drug Of fences | 4 |
| Federal/Territorial Statutes | 6 |
| Municipal By-Laws | 0 |

Nanisivik**1. Population**

| | |
|-------------------------------|-----|
| Population (from 1981 Census) | 260 |
| 1986 Population Estimates | |
| Total Population | 294 |
| Males | 159 |
| Females | 135 |
| Under 20 | 122 |
| Over 19 | 172 |

2. Income Potential

| | |
|----------------------------------|-----|
| Hunting | |
| Big Game Harvest Estimates | 0 |
| Arctic Cooperatives | |
| Members | 0 |
| Arts and Crafts | |
| Handicraft Income | |
| Income Reported | \$0 |
| Cases Reporting | 0 |
| Estimated Arts and Crafts Income | \$0 |

3. Government Assistance Programs

| | |
|-------------------|-----|
| Social Assistance | |
| Amount Paid | \$0 |
| Cases | 0 |
| Number of People | 0 |
| Housing | |
| Rent | |
| Amount Paid | \$0 |
| Cases | 0 |
| Utilities | |
| Amount Paid | \$0 |
| Cases | 0 |

4. Government Subsidy Programs

| | |
|--------------------------------------|---------|
| Number of Recipients | |
| Old Age Security | N/A |
| OAS and Guaranteed Income Supplement | N/A |
| Spouse Allowance | N/A |
| Family Allowance | 101 |
| Unemployment Insurance | |
| Active Claims | 7 |
| Average Benefits Paid | \$1,499 |
| Dormant Claims | 3 |
| Average Benefits Paid | \$ |

5. Child Welfare

| | |
|---------------------------------------|---|
| Children Admitted to Supervision/Care | 0 |
|---------------------------------------|---|

6. Young Offenders

| | |
|---------------------------|---|
| Number of Young Offenders | 0 |
| Number of Of fences | 0 |

7. Adult Offenders

| | |
|------------------------------|----|
| Cases Heard By | |
| Justices of the Peace | 0 |
| Territorial Court | 0 |
| Supreme Court | 0 |
| Of fences Recorded By RCMP | |
| Crimes of Violence | 9 |
| Property Crimes | 14 |
| Other Crimes | 16 |
| Drug Of fences | 11 |
| Federal/Territorial Statutes | 29 |
| Municipal By-Laws | 1 |

Panarlung**1. Population**

| | |
|-------------------------------|-----|
| Population (from 1981 Census) | 840 |
| 1986 Population Estimates | |
| Total Population | 918 |
| Males | 476 |
| Females | 442 |
| Under 20 | 525 |
| Over 19 | 393 |

2. Income Potential

| | |
|----------------------------------|-----------|
| Hunting | |
| Big Game Harvest Estimates | 4 |
| Arctic Cooperatives | |
| Members | 468 |
| Employees | 20 |
| Arts and Crafts | |
| Handicraft Income | |
| Income Reported | \$15,146 |
| Cases Reporting | 71 |
| Estimated Arts and Crafts Income | \$270,000 |

3. Government Assistance Programs

| | |
|-------------------|-----------|
| Social Assistance | |
| Amount Paid | \$417,604 |
| Cases | 1,015 |
| Number of People | 3,859 |
| Housing | |
| Rent | |
| Amount Paid | \$9,618 |
| Cases | 299 |
| Utilities | |
| Amount Paid | \$1,409 |
| Cases | 55 |

4. Government Subsidy Programs

| | |
|--------------------------------------|---------|
| Number of Recipients | |
| Old Age Security | 0 |
| OAS and Guaranteed Income Supplement | 22 |
| Spouse Allowance | 2 |
| Family Allowance | 477 |
| Unemployment Insurance | |
| Active Claims | 80 |
| Average Benefits Paid | \$1,281 |
| Dormant Claims | 27 |
| Average Benefits Paid | \$259 |

5. Child Welfare

| | |
|---------------------------------------|---|
| Children Admitted to Supervision/Care | 1 |
|---------------------------------------|---|

6. Young Offenders

| | |
|---------------------------|----|
| Number of Young Offenders | 6 |
| Number of Of fences | 10 |

7. Adult Offenders

| | |
|------------------------------|-----|
| Cases Heard By | |
| Justices of the Peace | 1 |
| Territorial Court | 114 |
| Supreme Court | 0 |
| Of fences Recorded By RCMP | |
| Crimes of Violence | 20 |
| Property Crimes | 52 |
| Other Crimes | 25 |
| Drug Of fences | 2 |
| Federal/Territorial Statutes | 8 |
| Municipal By-Laws | 2 |

Pond Inlet**1. Population**

| | |
|-------------------------------|------------|
| Population (from 1981 Census) | 705 |
| 1986 Population Estimates | |
| Total Population | 834 |
| Males | 441 |
| Females | 393 |
| Under 20 | 467 |
| Over 19 | 367 |

2. Income Potential

| | |
|----------------------------------|-----------|
| Hunting | |
| Big Game Harvest Estimates | 6 |
| Arctic Cooperatives | |
| Members | 225 |
| Employees | 28 |
| Arts and Crafts | |
| Handicraft Income | |
| Income Reported | \$1,636 |
| Cases Reporting | 17 |
| Estimated Arts and Crafts Income | \$185,000 |

3. Government Assistance Programs

| | |
|-------------------|-----------|
| Social Assistance | |
| Amount Paid | \$168,804 |
| Cases | 329 |
| Number of People | 1,562 |
| Housing | |
| Rent | |
| Amount Paid | \$4,480 |
| Cases | 138 |
| Utilities | |
| Amount Paid | \$882 |
| Cases | 40 |

4. Government Subsidy Programs

| | |
|--------------------------------------|--------------|
| Number of Recipients | |
| Old Age Security | 1 |
| OAS and Guaranteed Income Supplement | 15 |
| Spouse Allowance | 2 |
| Family Allowance | 407 |
| Unemployment Insurance | |
| Active Claims | 27 |
| Average Benefits Paid | \$1,107 |
| Dormant Claims | 2 |
| Average Benefits Paid | \$828 |

5. Child Welfare

| | |
|---------------------------------------|---|
| Children Admitted to Supervision/Care | 0 |
|---------------------------------------|---|

6. Young Offenders

| | |
|---------------------------|----|
| Number of Young Offenders | 5 |
| Number of Of fences | 12 |

7. Adult Offenders

| | |
|------------------------------|----|
| Cases Heard By | |
| Justices of the Peace | 6 |
| Territorial Court | 18 |
| Supreme Court | 0 |
| Of fences Recorded By RCMP | |
| Crimes of Violence | 7 |
| Property Crimes | 36 |
| Other Crimes | 19 |
| Drug Of fences | 3 |
| Federal/Territorial Statutes | 31 |
| Municipal By-Laws | 0 |

Resolute Bay**1. Population**

| | |
|-------------------------------|-----|
| Population (from 1981 Census) | 154 |
| 1986 Population Estimates | |
| Total Population | 173 |
| Males | 92 |
| Females | 81 |
| Under 20 | 86 |
| Over 19 | 87 |

2. Income Potential

| | |
|----------------------------------|---------|
| Hunting | |
| Big Game Harvest Estimates | 5 |
| Arctic Cooperatives | |
| Members | 79 |
| Employees | 4 |
| Arts and Crafts | |
| Handicraft Income | |
| Income Reported | \$0 |
| Cases Reporting | 0 |
| Estimated Arts and Crafts Income | \$8,000 |

3. Government Assistance Programs

| | |
|-------------------|----------|
| Social Assistance | |
| Amount Paid | \$59,641 |
| Cases | 124 |
| Number of People | 387 |
| Housing | |
| Rent | |
| Amount Paid | \$1,882 |
| Cases | 57 |
| Utilities | |
| Amount Paid | \$1,895 |
| Cases | 16 |

4. Government Subsidy Programs

| | |
|--------------------------------------|---------|
| Number of Recipients | |
| Old Age Security | 0 |
| OAS and Guaranteed Income Supplement | 1 |
| Spouse Allowance | 0 |
| Family Allowance | 84 |
| Unemployment Insurance | |
| Active Claims | 5 |
| Average Benefits Paid | \$1,258 |
| Dormant Claims | 2 |
| Average Benefits Paid | \$2,402 |

5. Child Welfare

| | |
|---------------------------------------|---|
| Children Admitted to Supervision/Care | 0 |
|---------------------------------------|---|

6. Young Offenders

| | |
|---------------------------|---|
| Number of Young Offenders | 1 |
| Number of Offences | 9 |

7. Adult Offenders

| | |
|------------------------------|----|
| Cases Heard By | |
| Justices of the Peace | 6 |
| Territorial Court | 22 |
| Supreme Court | 0 |
| Ofences Recorded By RCMP | |
| Crimes of Violence | 19 |
| Property Crimes | 43 |
| Other Crimes | 22 |
| Drug Offences | 2 |
| Federal/Territorial Statutes | 4 |
| Municipal By-Laws | 0 |

Sanikiluaq**1. Population**

| | |
|-------------------------------|-----|
| Population (from 1981 Census) | 385 |
| 1986 Population Estimates | |
| Total Population | 439 |
| Males | 227 |
| Females | 212 |
| Under 20 | 220 |
| Over 19 | 219 |

2. Income Potential

| | |
|----------------------------------|-----------|
| Hunting | |
| Big Game Harvest Estimates | 0 |
| Arctic Cooperatives | |
| Members | 168 |
| Employees | 11 |
| Arts and Crafts | |
| Handicraft Income | |
| Income Reported | \$48,296 |
| Cases Reporting | 211 |
| Estimated Arts and Crafts Income | \$347,000 |

3. Government Assistance Programs

| | |
|-------------------|-----------|
| Social Assistance | |
| Amount Paid | \$158,643 |
| Cases | 464 |
| Number of People | 1,698 |
| Housing | |
| Rent | |
| Amount Paid | \$7,760 |
| Cases | 234 |
| Utilities | |
| Amount Paid | \$0 |
| Cases | 0 |

4. Government Subsidy Programs

| | |
|--------------------------------------|-----|
| Number of Recipients | |
| Old Age Security | 0 |
| OAS and Guaranteed Income Supplement | 9 |
| Spouse Allowance | 1 |
| Family Allowance | 166 |
| Unemployment Insurance | |
| Active Claims | 4 |
| Average Benefits Paid | \$0 |
| Dormant Claims | 0 |

5. Child Welfare

| | |
|---------------------------------------|---|
| Children Admitted to Supervision/Care | 0 |
|---------------------------------------|---|

6. Young Offenders

| | |
|---------------------------|---|
| Number of Young Offenders | 0 |
| Number of Of fences | 0 |

7. Adult Offenders

| | |
|------------------------------|----|
| Cases Heard By | |
| Justices of the Peace | 20 |
| Territorial Court | 50 |
| Supreme Court | 0 |
| Of fences Recorded By RCMP | |
| Crimes of Violence | 7 |
| Property Crimes | 33 |
| Other Crimes | 20 |
| Drug Of fences | 2 |
| Federal/Territorial Statutes | 21 |
| Municipal By-Laws | 0 |

Fort Smith Region

Profiles are available for all communities in the Fort Smith Region except the following:

- Detah
- Enterprise
- Jean Marie River
- **Kakisa**
- Nahanni Butte
- Paradise Gardens
- Reliance
- Snare Lake
- Trout Lake,

The small populations of these communities has resulted in a lack of information,

Fort Smith Region**1. Population**

| | |
|-------------------------------|---------------|
| Population (from 1981 Census) | 22,250 |
| 1986 Population Estimates | |
| Total Population | 25,138 |
| Males | 13,208 |
| Females | 11,930 |
| Under 20 | 9,975 |
| Over 19 | 15,163 |

2. Income Potential

| | |
|----------------------------|--------------------|
| Hunting | |
| Big Game Harvest Estimates | 645 |
| Trapping | |
| Furs Traded | 56,207 |
| Fur Sales | \$1,382,156 |
| Arctic Cooperatives | |
| Members | 843 |
| Employees | 17 |
| Sales | 3,093,297 |
| Net Income | \$135,836 |
| Arts and Crafts | |
| Handicraft Income | |
| Income Reported | \$4,379 |
| Cases Reporting | 42 |

3. Government Assistance Programs

| | |
|-------------------|--------------------|
| Social Assistance | |
| Amount Paid | \$2,955,525 |
| Cases | 7,226 |
| Number of Persons | 20,234 |
| Housing | |
| Rent | |
| Amount Paid | \$414,312 |
| Cases | 2,290 |

| | |
|--|-----------|
| Utilities | |
| Amount Paid | \$239,210 |
| Cases | 2,319 |
| 4. Government Subsidy Programs | |
| Number of Recipients | |
| Old Age Security | 125 |
| OAS and Guaranteed Income Supplement | 499 |
| Spouse Allowance | 34 |
| Family Allowance | 8,069 |
| Unemployment Insurance | |
| Active Claims | 971 |
| Dormant Claims | 240 |
| 5. Child Welfare | |
| Children Admitted to Supervision/Care | 37 |
| 6. Young Offenders | |
| Number of Young Offenders | 234 |
| Number of Of fences | 577 |
| 7. Adult Offenders | |
| Federal Parole Cases Under Supervision | |
| Parole | 10 |
| Mandatory | 4 |
| Federal Day and Full Parole | |
| Applications | 46 |
| Granted | 24% |
| Territorial Probation/Parole Caseload (by age group) | |
| Under 18 | 21 |
| Over 18 | 138 |
| Unknown | 4 |
| Cases Heard By | |
| Justices of the Peace | 787 |
| Territorial Court | 3,155 |
| Supreme Court | 1,256 |
| Of fences Recorded By RCMP | |
| Crimes of Violence | 986 |
| Property Crimes | 2,181 |
| Other Crimes | 1,797 |
| Drug Of fences | 189 |

| | |
|--|-------|
| Federal/Territorial Statutes | 4,644 |
| Municipal By-Laws | 167 |
| Territorial Correctional Centre Admissions | 368 |

Fort Liard**1. Population**

| | |
|--------------------------------------|------------|
| Population (from 1981 Census) | 405 |
| 1986 Population Estimates | |
| Total Population | 405 |
| Males | 217 |
| Females | 188 |
| Under 20 | 189 |
| Over 19 | 216 |

2. Income Potential

| | |
|----------------------------|-----------|
| Hunting | |
| Big Game Harvest Estimates | 3 |
| Trapping | |
| Furs Traded | 4,22 |
| Fur Sales | \$169,689 |
| Arctic Cooperatives | |
| Members | 0 |
| Arts and Crafts | |
| Handicraft Income | |
| Income Reported | \$640 |
| Cases Reporting | 4 |

3. Government Assistance Programs

| | |
|--------------------------|----------|
| Social Assistance | |
| Amount Paid | \$56,594 |
| Cases | 142 |
| Number of Persons | 503 |
| Housing | |
| Rent | |
| Amount Paid | \$200 |
| Cases | 1 |
| Utilities | |
| Amount Paid | \$2,422 |
| Cases | 25 |

4. Government Subsidy Programs**Number of Recipients**

| | |
|--------------------------------------|---------|
| Old Age Security | 1 |
| OAS and Guaranteed Income Supplement | 18 |
| Spouse Allowance | 2 |
| Family Allowance | 171 |
| Unemployment Insurance | |
| Active Claims | 17 |
| Average Benefits Paid | \$2,476 |
| Dormant Claims | 3 |
| Average Benefits Paid | \$1,925 |

5. Child Welfare

| | |
|---------------------------------------|---|
| Children Admitted to Supervision/Care | 4 |
|---------------------------------------|---|

6. Young Offenders

| | |
|---------------------------|---|
| Number of Young Offenders | 2 |
| Number of Of fences | 2 |

7. Adult Off enders**Cases Heard By**

| | |
|-----------------------|----|
| Justices of the Peace | 0 |
| Territorial Court | 57 |
| Supreme Court | 0 |

Of fences Recorded By RCMP

| | |
|------------------------------|-----|
| Crimes of Violence | 39 |
| Property Crimes | 45 |
| Other Crimes | 48 |
| Drug Of fences | 7 |
| Federal/Territorial Statutes | 139 |
| Municipal By-Laws | 0 |

Fort Providence**1. Population**

| | |
|-------------------------------|-----|
| Population (from 1981 Census) | 605 |
|-------------------------------|-----|

1986 Population Estimates

| | |
|------------------|-----|
| Total Population | 677 |
|------------------|-----|

| | |
|-------|-----|
| Males | 355 |
|-------|-----|

| | |
|---------|-----|
| Females | 322 |
|---------|-----|

| | |
|----------|-----|
| Under 20 | 315 |
|----------|-----|

| | |
|---------|-----|
| Over 19 | 362 |
|---------|-----|

2. Income Potential**Hunting**

| | |
|----------------------------|---|
| Big Game Harvest Estimates | 2 |
|----------------------------|---|

Trapping

| | |
|-------------|-------|
| Furs Traded | 2,957 |
|-------------|-------|

| | |
|-----------|----------|
| Fur Sales | \$96,258 |
|-----------|----------|

Arctic Cooperatives

| | |
|---------|---|
| Members | 0 |
|---------|---|

Arts and Crafts**Handicraft Income**

| | |
|-----------------|-------|
| Income Reported | \$449 |
|-----------------|-------|

| | |
|-----------------|----|
| Cases Reporting | 10 |
|-----------------|----|

3. Government Assistance Programs**Social Assistance**

| | |
|-------------|-----------|
| Amount Paid | \$117,971 |
|-------------|-----------|

| | |
|-------|-----|
| Cases | 397 |
|-------|-----|

| | |
|-------------------|-------|
| Number of Persons | 1,163 |
|-------------------|-------|

Housing**Rent**

| | |
|-------------|----------|
| Amount Paid | \$10,993 |
|-------------|----------|

| | |
|-------|-----|
| Cases | 221 |
|-------|-----|

Utilities

| | |
|-------------|---------|
| Amount Paid | \$3,426 |
|-------------|---------|

| | |
|-------|----|
| Cases | 57 |
|-------|----|

4. **Government Subsidy Programs****Number of Recipients**

| | |
|--------------------------------------|---------|
| Old Age Security | 3 |
| OAS and Guaranteed Income Supplement | 27 |
| Spouse Allowance | 3 |
| Family Allowance | 266 |
| Unemployment Insurance | |
| Active Claims | 62 |
| Average Benefits Paid | \$2,152 |
| Dormant Claims | 7 |
| Average Benefits Paid | \$921 |

5. **Child Welfare**

| | |
|---------------------------------------|---|
| Children Admitted to Supervision/Care | 2 |
|---------------------------------------|---|

6. **Young Offenders**

| | |
|---------------------------|----|
| Number of Young Offenders | 22 |
| Number of Of fences | 56 |

7. **Adult Offenders**

| | |
|------------------------------|-----|
| Cases Heard By | |
| Justices of the Peace | 0 |
| Territorial Court | 122 |
| Supreme Court | 9 |
| Of fences Recorded By RCMP | |
| Crimes of Violence | 46 |
| Property Crimes | 49 |
| Other Crimes | 37 |
| Drug Of fences | 4 |
| Federal/Territorial Statutes | 150 |
| Municipal By-Laws | 0 |

Fort Resolution**1. Population**

| | |
|-------------------------------|-----|
| Population (from 1981 Census) | 4 0 |
| 1986 Population Estimates | |
| Total Population | 479 |
| Males | 255 |
| Females | 224 |
| Under 20 | 202 |
| Over 19 | 277 |

2. Income Potential**Hunting**

| | |
|-------------------------------------|------------|
| Big Game Harvest Estimates | 0 |
| Trapping (combined with Pine Point) | |
| Furs Traded | 8,250 |
| Fur Sales | \$92,350 |
| Arctic Cooperatives | |
| Members | 0 |
| Arts and Crafts | |
| Handicraft Income | |
| Income Reported | \$0 |
| Cases Reporting | 0 |

3. Government Assistance Programs**Social Assistance**

| | |
|-------------------|----------|
| Amount Paid | \$61,627 |
| Cases | 229 |
| Number of Persons | 513 |
| Housing | |
| Rent | |
| Amount Paid | \$5,241 |
| Cases | 77 |
| Utilities | |
| Amount Paid | \$877 |
| Cases | 12 |

4. Government Subsidy Programs**Number of Recipients**

| | |
|--------------------------------------|---------|
| Old Age Security | N/A |
| OAS and Guaranteed Income Supplement | N/A |
| Spouse Allowance | N/A |
| Family Allowance | N/A |
| Unemployment Insurance | |
| Active Claims | 72 |
| Average Benefits Paid | \$2,967 |
| Dormant Claims | 11 |
| Average Benefits Paid | \$1,337 |

5. Child Welfare

| | |
|---------------------------------------|---|
| Children Admitted to Supervision/Care | 0 |
|---------------------------------------|---|

6. Young Offenders

| | |
|---------------------------|----|
| Number of Young Offenders | 11 |
| Number of Of fences | 16 |

7. Adult Offenders**Cases Heard By**

| | |
|-----------------------|-----|
| Justices of the Peace | 0 |
| Territorial Court | 246 |
| Supreme Court | 8 |

Of fences Recorded By RCMP

| | |
|------------------------------|----|
| Crimes of Violence | 64 |
| Property Crimes | 48 |
| Other Crimes | 96 |
| Drug Of fences | 0 |
| Federal/Territorial Statutes | 90 |
| Municipal By-Laws | 0 |

Fort Simpson**1. Population**

| | |
|--------------------------------------|--------------|
| Population (from 1981 Census) | 975 |
| 1986 Population Estimates | |
| Total Population | 1,123 |
| Males | 572 |
| Females | 551 |
| Under 20 | 528 |
| Over 19 | 595 |

2. Income Potential

| | |
|----------------------------|-----------|
| Hunt ing | |
| Big Game Harvest Estimates | 91 |
| Trapping | |
| Furs Traded | 4,876 |
| Fur Sales | \$215,580 |
| Arctic Cooperatives | |
| Members | 0 |
| Arts and Crafts | |
| Handicraft Income | |
| Income Reported | \$1,629 |
| Cases Reporting | 15 |

3. Government Assistance Programs

| | |
|--------------------------|-----------|
| Social Assistance | |
| Amount Paid | \$147,200 |
| Cases | 494 |
| Number of Persons | 1,125 |
| Housing | |
| Rent | |
| Amount Paid | \$8,516 |
| Cases | 86 |
| Utilities | |
| Amount Paid | \$6,722 |
| Cases | 97 |

4. Government Subsidy Programs**Number of Recipients**

| | |
|--------------------------------------|---------|
| Old Age Security | 5 |
| OAS and Guaranteed Income Supplement | 54 |
| Spouse Allowance | 5 |
| Family Allowance | 470 |
| Unemployment Insurance | |
| Active Claims | 81 |
| Average Benefits Paid | \$2,071 |
| Dormant Claims | 24 |
| Average Benefits Paid | \$745 |

5. Child Welfare

| | |
|---------------------------------------|---|
| Children Admitted to Supervision/Care | 7 |
|---------------------------------------|---|

6. Young Offenders

| | |
|---------------------------|----|
| Number of Young Offenders | 22 |
| Number of Of fences | 54 |

7. Adult Offenders

| | |
|------------------------------|-----|
| Cases Heard By | |
| Justices of the Peace | 0 |
| Territorial Court | 222 |
| Supreme Court | 11 |
| Of fences Recorded By RCMP | |
| Crimes of Violence | 136 |
| Property Crimes | 290 |
| Other Crimes | 148 |
| Drug Of fences | 49 |
| Federal/Territorial Statutes | 901 |
| Municipal By-Laws | 2 |

Fort Smith1. **Population**

| | |
|-------------------------------|-------|
| Population (from 1981 Census) | 2,250 |
| 1986 Population Estimates | |
| Total Population | 2,508 |
| Males | 1,269 |
| Females | 1,239 |
| Under 20 | 1,014 |
| Over 19 | 1,494 |

2. **Income Potential**

| | |
|----------------------------|----------|
| Hunting | |
| Big Game Harvest Estimates | 27 |
| Trapping | |
| Furs Traded | 4,089 |
| Fur Sales | \$75,069 |
| Arctic Cooperatives | |
| Members | 0 |
| Arts and Crafts | |
| Handicraft Income | |
| Income Reported | \$950 |
| Cases Reporting | 4 |

3. **Government Assistance Programs**

| | |
|-------------------|-----------|
| Social Assistance | |
| Amount Paid | \$537,964 |
| Cases | 1,274 |
| Number of Persons | 2,935 |
| Housing | |
| Rent | |
| Amount Paid | \$144,786 |
| Cases | 532 |
| Utilities | |
| Amount Paid | \$51,687 |
| Cases | 492 |

4. Government Subsidy Programs

| | |
|--------------------------------------|---------|
| Number of Recipients | |
| Old Age Security | 25 |
| OAS and Guaranteed Income Supplement | 80 |
| Spouse Allowance | 2 |
| Family Allowance | 873 |
| Unemployment Insurance | |
| Active Claims | 177 |
| Average Benefits Paid | \$2,430 |
| Dormant Claims | 43 |
| Average Benefits Paid | \$595 |

5. Child Welfare

| | |
|---------------------------------------|---|
| Children Admitted to Supervision/Care | 3 |
|---------------------------------------|---|

6. Young Offenders

| | |
|---------------------------|-----|
| Number of Young Offenders | 47 |
| Number of Offences | 156 |

7. Adult Offenders

| | |
|------------------------------|-----|
| Cases Heard By | |
| Justices of the Peace | 0 |
| Territorial Court | 562 |
| Supreme Court | 23 |
| Offences Recorded By RCMP | |
| Crimes of Violence | 166 |
| Property Crimes | 297 |
| Other Crimes | 237 |
| Drug Offences | 19 |
| Federal/Territorial Statutes | 425 |
| Municipal By-Laws | 16 |

Hay River**1. Population**

| | |
|-------------------------------|-------|
| Population (from 1981 Census) | 2,855 |
| 1986 Population Estimates | |
| Total Population | 3,185 |
| Males | 1,620 |
| Females | 1,565 |
| Under 20 | 1,281 |
| Over 19 | 1,904 |

2. Income Potential

| | |
|----------------------------|----------|
| Hunting | |
| Big Game Harvest Estimates | 95 |
| Trapping | |
| Furs Traded | 1,293 |
| Fur Sales | \$67,273 |
| Arctic Cooperatives | |
| Members | 0 |
| Arts and Crafts | |
| Handicraft Income | |
| Income Reported | \$0 |
| Cases Reporting | 0 |

3. Government Assistance Programs

| | |
|-------------------|-----------|
| Social Assistance | |
| Amount Paid | \$111,686 |
| Cases | 291 |
| Number of Persons | 856 |
| Housing | |
| Rent | |
| Amount Paid | \$31,730 |
| Cases | 145 |
| Utilities | |
| Amount Paid | \$11,931 |
| Cases | 112 |

4. Government Subsidy Programs

| | |
|--------------------------------------|---------|
| Number of Recipients | |
| Old Age Security | 39 |
| OAS and Guaranteed Income Supplement | 75 |
| Spouse Allowance | 6 |
| Family Allowance | 1,090 |
| Unemployment Insurance | |
| Active Claims | 289 |
| Average Benefits Paid | \$2,387 |
| Dormant Claims | 93 |
| Average Benefits Paid | \$1,292 |

5. Child Welfare

| | |
|---------------------------------------|---|
| Children Admitted to Supervision/Care | 5 |
|---------------------------------------|---|

6. Young Offenders

| | |
|---------------------------|----|
| Number of Young Offenders | 24 |
| Number of Offences | 59 |

7. Adult Offenders

| | |
|------------------------------|-----|
| Cases Heard By | |
| Justices of the Peace | 0 |
| Territorial Court | 601 |
| Supreme Court | 62 |
| Offences Recorded By RCMP | |
| Crimes of Violence | 103 |
| Property Crimes | 332 |
| Other Crimes | 266 |
| Drug Offences | 28 |
| Federal/Territorial Statutes | 555 |
| Municipal By-Laws | 6 |

Lac La Martre**1. Population**

| | |
|-------------------------------|-----|
| Population (from 1981 Census) | 265 |
| 1986 Population Estimates | |
| Total Population | 322 |
| Males | 190 |
| Females | 132 |
| Under 20 | 163 |
| Over 19 | 159 |

2. Income Potential

| | |
|----------------------------|-----------|
| Hunting | |
| Big Game Harvest Estimates | 0 |
| Trapping | |
| Furs Traded | 2,527 |
| Fur Sales | \$105,045 |
| Arctic Cooperatives | |
| Members | 107 |
| Employees | 4 |
| Arts and Crafts | |
| Handicraft Income | |
| Income Reported | \$0 |
| Cases Reporting | 0 |

3. Government Assistance Programs

| | |
|-------------------|-----------|
| Social Assistance | |
| Amount Paid | \$208,133 |
| Cases | 387 |
| Number of Persons | 1,712 |
| Housing | |
| Rent | |
| Amount Paid | \$737 |
| Cases | 5 |
| Utilities | |
| Amount Paid | \$33,823 |
| Cases | 140 |

4. Government Subsidy Programs

| | |
|--------------------------------------|----|
| Number of Recipients | |
| Old Age Security | 0 |
| OAS and Guaranteed Income Supplement | 19 |
| Spouse Allowance | 0 |
| Family Allowance | 27 |
| Unemployment Insurance | |
| Active Claims | 0 |
| Dormant Claims | 0 |

5. Child Welfare

| | |
|---------------------------------------|---|
| Children Admitted to Supervision/Care | 1 |
|---------------------------------------|---|

6. Young Offenders

| | |
|---------------------------|---|
| Number of Young Offenders | 4 |
| Number of Of fences | 5 |

7. Adult Offenders

| | |
|------------------------------|----|
| Cases Heard By | |
| Justices of the Peace | 0 |
| Territorial Court | 35 |
| Supreme Court | 0 |
| Of fences Recorded By RCMP | |
| Crimes of Violence | 0 |
| Property Crimes | 0 |
| Other Crimes | 0 |
| Drug Of fences | 0 |
| Federal/Territorial Statutes | 0 |
| Municipal By-Laws | 0 |

Pine Point**1. Population**

| | |
|-------------------------------|-------|
| Population (from 1981 Census) | 1,855 |
| 1986 Population Estimates | |
| Total Population | 1,781 |
| Males | 979 |
| Females | 802 |
| Under 20 | 722 |
| Over 19 | 1,059 |

2. Income Potential

| | |
|--|----------|
| Hunting | |
| Big Game Harvest Estimates | 42 |
| Trapping (combined with Fort Resolution) | |
| Furs Traded | 8,250 |
| Fur Sales | \$92,350 |
| Arctic Cooperatives | |
| Members | 0 |
| Arts and Crafts | |
| Handicraft Income | |
| Income Reported | \$0 |
| Cases Reporting | 0 |

3. Government Assistance Programs

| | |
|-------------------|---------|
| Social Assistance | |
| Amount Paid | \$7,928 |
| Cases | 26 |
| Number of Persons | 70 |
| Housing | |
| Rent | |
| Amount Paid | \$4,235 |
| Cases | 13 |
| Utilities | |
| Amount Paid | \$1,111 |
| Cases | 5 |

4. Government Subsidy Programs

| | |
|--------------------------------------|---------|
| Number of Recipients | |
| Old Age Security | 3 |
| OAS and Guaranteed Income Supplement | 5 |
| Spouse Allowance | 0 |
| Family Allowance | 608 |
| Unemployment Insurance | |
| Active Claims | 78 |
| Average Benefits Paid | \$1,688 |
| Dormant Claims | 30 |
| Average Benefits Paid | \$1,000 |

5. Child Welfare

| | |
|---------------------------------------|---|
| Children Admitted to Supervision/Care | 2 |
|---------------------------------------|---|

6. Young Offenders

| | |
|---------------------------|----|
| Number of Young Offenders | 10 |
| Number of Of fences | 15 |

7. Adult Offenders

| | |
|------------------------------|-----|
| Cases Heard By | |
| Justices of the Peace | 77 |
| Territorial Court | 130 |
| Supreme Court | 0 |
| Of fences Recorded By RCMP | |
| Crimes of Violence | 36 |
| Property Crimes | 101 |
| Other Crimes | 54 |
| Drug Of fences | 6 |
| Federal/Territorial Statutes | 51 |
| Municipal By-Laws | 17 |

Rae Lakes**1. Population**

| | |
|-------------------------------|-----|
| Population (from 1981 Census) | 200 |
| 1986 Population Estimates | |
| Total Population | 212 |
| Males | 122 |
| Females | 90 |
| Under 20 | 99 |
| Over 19 | 113 |

2. Income Potential**Hunting**

| | |
|----------------------------|---|
| Big Game Harvest Estimates | 2 |
|----------------------------|---|

Trapping (combined with Fort Resolution)

| | |
|-------------|----------|
| Furs Traded | 2,793 |
| Fur Sales | \$61,574 |

Arctic Cooperatives

| | |
|---------|---|
| Members | 0 |
|---------|---|

Arts and Crafts**Handicraft Income**

| | |
|-----------------|-----|
| Income Reported | \$0 |
| Cases Reporting | 0 |

3. Government Assistance Programs**Social Assistance**

| | |
|-------------------|-----------|
| Amount Paid | \$167,513 |
| Cases | 344 |
| Number of Persons | 1,353 |

Housing**Rent**

| | |
|-------------|-------|
| Amount Paid | \$932 |
| Cases | 13 |

Utilities

| | |
|-------------|----------|
| Amount Paid | \$21,150 |
| Cases | 168 |

4. Government Subsidy Programs

| | |
|--------------------------------------|-----|
| Number of Recipients | |
| Old Age Security | N/A |
| OAS and Guaranteed Income Supplement | N/A |
| Spouse Allowance | N/A |
| Family Allowance | N/A |
| Unemployment Insurance | |
| Active Claims | 0 |
| Dormant Claims | 0 |

5. Child Welfare

| | |
|---------------------------------------|---|
| Children Admitted to Supervision/Care | 1 |
|---------------------------------------|---|

6. Young Offenders

| | |
|---------------------------|---|
| Number of Young Offenders | 0 |
| Number of Offences | 0 |

7. Adult Offenders

| | |
|------------------------------|---|
| Cases Heard By | |
| Justices of the Peace | 0 |
| Territorial Court | 0 |
| Supreme Court | 0 |
| Offences Recorded By RCHP | |
| Crimes of Violence | 0 |
| Property Crimes | 0 |
| Other Crimes | 0 |
| Drug Offences | 0 |
| Federal/Territorial Statutes | 0 |
| Municipal By-Laws | 0 |

Rae-Edzo**1. Population**

| | |
|-------------------------------|---------|
| Population (from 1981 Census) | 1,375 " |
| 1986 Population Estimates | |
| Total Population | 1,510 |
| Males | 787 |
| Females | 723 |
| Under 20 | 802 |
| Over 19 | 708 |

2. Income Potential

| | |
|----------------------------|-----------|
| Hunting | |
| Big Game Harvest Estimates | 3 |
| Trapping | |
| Furs Traded | 18,320 |
| Fur Sales | \$179,739 |
| Arctic Cooperatives | |
| Members | 0 |
| Arts and Crafts | |
| Handicraft Income | |
| Income Reported | \$0 |
| Cases Reporting | 0 |

3. Government Assistance Programs

| | |
|-------------------|-----------|
| Social Assistance | |
| Amount Paid | \$666,295 |
| Cases | 1,582 |
| Number of Persons | 5,146 |
| Housing | |
| Rent | |
| Amount Paid | \$20,350 |
| Cases | 499 |
| Utilities | |
| Amount Paid | \$49,353 |
| Cases | 602 |

4. Government Subsidy Programs

| | |
|--------------------------------------|---------|
| Number of Recipients | |
| Old Age Security | 1 |
| OAS and Guaranteed Income Supplement | 87 |
| Spouse Allowance | 7 |
| Family Allowance | 696 |
| Unemployment Insurance | |
| Active Claims | 67 |
| Average Benefits Paid | \$1,623 |
| Dormant Claims | 5 |
| Average Benefits Paid | \$198 |

5. Child Welfare

| | |
|---------------------------------------|---|
| Children Admitted to Supervision/Care | 4 |
|---------------------------------------|---|

6. Young Offenders

| | |
|---------------------------|----|
| Number of Young Offenders | 15 |
| Number of Of fences | 38 |

7. Adult Offenders

| | |
|------------------------------|-----|
| Cases Heard By | |
| Justices of the Peace | 65 |
| Territorial Court | 96 |
| Supreme Court | 8 |
| Of fences Recorded By RCMP | |
| Crimes of Violence | 110 |
| Property Crimes | 78 |
| Other Crimes | 192 |
| Drug Of fences | 2 |
| Federal/Territorial Statutes | 426 |
| Municipal By-Laws | 16 |

Snowdrift**1. Population**

| | |
|-------------------------------|-----|
| Population (from 1981 Census) | 255 |
| 1986 Population Estimates | |
| Total Population | 277 |
| Males | 148 |
| Females | 129 |
| Under 20 | 123 |
| Over 19 | 154 |

2. Income Potential

| | |
|----------------------------|----------|
| Hunting | |
| Big Game Harvest Estimates | 0 |
| Trapping | |
| Furs Traded | 1,838 |
| Fur Sales | \$40,203 |
| Arctic Cooperatives | |
| Members | 259 |
| Employees | 4 |
| Arts and Crafts | |
| Handicraft Income | |
| Income Reported | \$0 |
| Cases Reporting | 0 |

3. Government Assistance Programs

| | |
|-------------------|-----------|
| Social Assistance | |
| Amount Paid | \$150,443 |
| Cases | 366 |
| Number of Persons | 1,139 |
| Housing | |
| Rent | |
| Amount Paid | \$3,696 |
| Cases | 73 |
| Utilities | |
| Amount Paid | \$11,738 |
| Cases | 136 |

4. Government Subsidy Programs

| | |
|--------------------------------------|-------|
| Number of Recipients | |
| Old Age Security | 0 |
| OAS and Guaranteed Income Supplement | 14 |
| Spouse Allowance | 1 |
| Family Allowance | 105 |
| Unemployment Insurance | |
| Active Claims | 15 |
| Average Benefits Paid | \$860 |
| Dormant Claims | 1 |
| Average Benefits Paid | \$0 |

5. Child Welfare

| | |
|---------------------------------------|---|
| Children Admitted to Supervision/Care | 0 |
|---------------------------------------|---|

6. Young Offenders

| | |
|---------------------------|---|
| Number of Young Offenders | 5 |
| Number of Of fences | 5 |

7. Adult Offenders

| | |
|------------------------------|----|
| Cases Heard By | |
| Justices of the Peace | 0 |
| Territorial Court | 57 |
| Supreme Court | 0 |
| Of fences Recorded By RCMP | |
| Crimes of Violence | 15 |
| Property Crimes | 27 |
| Other Crimes | 19 |
| Drug Of fences | 0 |
| Federal/Territorial Statutes | 14 |
| Municipal By-Laws | 0 |

Tungsten**1. Population**

| | |
|-------------------------------|-----|
| Population (from 1981 Census) | 320 |
| 1986 Population Estimates | |
| Total Population | 411 |
| Males | 238 |
| Females | 173 |
| Under 20 | 156 |
| Over 19 | 255 |

2. Income Potential

| | |
|----------------------------|-----|
| Hunting | |
| Big Game Harvest Estimates | 34 |
| Trapping | |
| Furs Traded | 0 |
| Fur Sales | \$0 |
| Arctic Cooperatives | |
| Members | 0 |
| Arts and Crafts | |
| Handicraft Income | |
| Income Reported | \$0 |
| Cases Reporting | 0 |

3. Government Assistance Programs

| | |
|-------------------|-----|
| Social Assistance | |
| Amount Paid | \$0 |
| Cases | 0 |
| Number of Persons | 0 |
| Housing | |
| Rent | |
| Amount Paid | \$0 |
| Cases | 0 |
| Utilities | |
| Amount Paid | \$0 |
| Cases | 0 |

4. Government Subsidy Programs

| | |
|--------------------------------------|-------|
| Number of Recipients | |
| Old Age Security | N/A |
| OAS and Guaranteed Income Supplement | N/A |
| Spouse Allowance | N/A |
| Family Allowance | 131 |
| Unemployment Insurance | |
| Active Claims | 5 |
| Average Benefits Paid | \$385 |
| Dormant Claims | 2 |
| Average Benefits Paid | \$384 |

5. Child Welfare

| | |
|---------------------------------------|---|
| Children Admitted to Supervision/Care | 0 |
|---------------------------------------|---|

6. Young Offenders

| | |
|---------------------------|---|
| Number of Young Offenders | 1 |
| Number of Offences | 1 |

7. Adult Offenders

| | |
|------------------------------|----|
| Cases Heard By | |
| Justices of the Peace | 0 |
| Territorial Court | 13 |
| Supreme Court | 0 |
| Ofences Recorded By RCMP | |
| Crimes of Violence | 5 |
| Property Crimes | 19 |
| Other Crimes | 15 |
| Drug Offences | 0 |
| Federal/Territorial Statutes | 13 |
| Municipal By-Laws | 0 |

Wrigley**1. Population**

| | |
|-------------------------------|-----|
| Population (from 1981 Census) | 135 |
| 1986 Population Estimates | |
| Total Population | 159 |
| Males | 92 |
| Females | 67 |
| Under 20 | .58 |
| Over 19 | 101 |

2. Income Potential

| | |
|----------------------------|------------|
| Hunting | |
| Big Game Harvest Estimates | 0 |
| Trapping | |
| Furs Traded | 2,328 |
| Fur Sales | \$124,772 |
| Arctic Cooperatives | |
| Members | 120 |
| Employees | 5 |
| Arts and Crafts | |
| Handicraft Income | |
| Income Reported | \$0 |
| Cases Reporting | 0 |

3. Government Assistance Programs

| | |
|-------------------|----------|
| Social Assistance | |
| Amount Paid | \$29,865 |
| Cases | 93 |
| Number of Persons | 244 |
| Housing | |
| Rent | |
| Amount Paid | \$4,060 |
| Cases | 10 |
| Utilities | |
| Amount Paid | \$813 |
| Cases | 30 |

4. Government Subsidy Programs

| | |
|--------------------------------------|---------|
| Number of Recipients | |
| Old Age Security | 0 |
| OAS and Guaranteed Income Supplement | 19 |
| Spouse Allowance | 1 |
| Family Allowance | 53 |
| Unemployment Insurance | |
| Active Claims | 8 |
| Average Benefits Paid | \$1,070 |
| Dormant Claims | 1 |
| Average Benefits Paid | \$0 |

5. Child Welfare

| | |
|---------------------------------------|---|
| Children Admitted to Supervision/Care | 0 |
|---------------------------------------|---|

6. Young Offenders

| | |
|---------------------------|---|
| Number of Young Offenders | 2 |
| Number of Offences | 3 |

7. Adult Offenders

| | |
|------------------------------|---|
| Cases Heard By | |
| Justices of the Peace | 0 |
| Territorial Court | 3 |
| Supreme Court | 0 |
| Ofences Recorded By RCMP | |
| Crimes of Violence | 0 |
| Property Crimes | 0 |
| Other Crimes | 0 |
| Drug Offences | 0 |
| Federal/Territorial Statutes | 0 |
| Municipal By-Laws | 0 |

Yellowknife**1. Population**

| | |
|-------------------------------|--------|
| Population (from 1981 Census) | 9,415 |
| 1986 Population Estimates | |
| Total Population | 11,214 |
| Males | 5,867 |
| Females | 5,347 |
| Under 20 | 4,051 |
| Over 19 | 7,163 |

2. Income Potential

| | |
|----------------------------|--------------|
| Hunting | |
| Big Game Harvest Estimates | 346 |
| Trapping | |
| Furs Traded | 0 |
| Fur Sales | \$0 |
| Arctic Cooperatives | |
| Members | 315 |
| Employees | 3 |
| Arts and Crafts | |
| Handicraft Income | |
| Income Reported | \$666 |
| Cases Reporting | 8 |

3. Government Assistance Programs

| | |
|-------------------|------------------|
| Social Assistance | |
| Amount Paid | \$533,931 |
| Cases | 1,237 |
| Number of Persons | 2,337 |
| Housing | |
| Rent | |
| Amount Paid | \$175,629 |
| Cases | 555 |
| Utilities | |
| Amount Paid | \$37,055 |
| Cases | 349 |

4. Government Subsidy Programs

| | |
|--------------------------------------|-----------|
| Number of Recipients | |
| Old Age Security | 48 |
| OAS and Guaranteed Income Supplement | 101 |
| Spouse Allowance | 7 |
| Family Allowance | 3,579 |
| Unemployment Insurance | |
| Active Claims | 100 |
| Average Benefits Paid | \$1,824 |
| Dormant Claims | 20 |
| Average Benefits Paid | \$675 |

5. Child Welfare

| | |
|---------------------------------------|---|
| Children Admitted to Supervision/Care | 9 |
|---------------------------------------|---|

6. Young Offenders

| | |
|---------------------------|-----|
| Number of Young Offenders | 67 |
| Number of Of fences | 156 |

7. Adult Offenders

| | |
|------------------------------|------------|
| Cases Heard By | |
| Justices of the Peace | 645 |
| Territorial Court | 1,005 |
| Supreme Court | 1,135 |
| Of fences Recorded By RCMP | |
| Crimes of Violence | 266 |
| Property Crimes | 895 |
| Other Crimes | 685 |
| Drug Of fences | 74 |
| Federal/Territorial Statutes | 1,880 |
| Municipal By-Laws | 110 |

Inuvik Region

Profiles of all communities in the Inuvik Region except Colville Lake are provided. The small population of this community limits the available information.

Inuvik Region**1. Population**

| | |
|-------------------------------|-------|
| Population (from 1981 Census) | 7,430 |
| 1986 Population Estimates | |
| Total Population | 8,401 |
| Males | 4,486 |
| Females | 3,915 |
| Under 20 | 3,721 |
| Over 19 | 4680 |

2. Income Potential

| | |
|----------------------------|--------------|
| Hunting | |
| Big Game Harvest Estimates | 142 |
| Arctic Cooperatives | |
| Members | 542 |
| Employees | 13 |
| Sales | \$ 1,270,479 |
| Net Loss | (\$86,878) |
| Arts and Crafts | |
| Handicraft Income | |
| Income Reported | \$849 |
| Cases Reporting | 5 |

3. Government Assistance Programs

| | |
|-------------------|-------------|
| Social Assistance | |
| Amount Paid | \$1,262,254 |
| Cases | 3,151 |
| Number of People | 8,567 |
| Housing | |
| Rent | |
| Amount Paid | \$77,978 |
| Cases | 909 |
| Utilities | |
| Amount Paid | \$55,648 |
| Cases | 406 |

4. Government Subsidy Programs

| | |
|--------------------------------------|-------|
| Number of Recipients | |
| Old Age Security | 39 |
| OAS and Guaranteed Income Supplement | 256 |
| Spouse Allowance | 12 |
| Family Allowance | 3,070 |
| Unemployment Insurance | |
| Active Claims | 371 |
| Dormant Claims | 133 |

5. Child Welfare

| | |
|---------------------------------------|----|
| Children Admitted to Supervision/Care | 26 |
|---------------------------------------|----|

6. Young Offenders

| | |
|---------------------------|-----|
| Number of Young Offenders | 98 |
| Type of Offences | 353 |

7. Adult Offenders

| | |
|--|-------|
| Federal Parole Cases Under Supervision | |
| Parole | 1 |
| Mandatory | 1 |
| Federal Day and Full Parole | |
| Applications | 13 |
| Granted | 17% |
| Territorial Probation/Parole Caseload (by age group) | |
| Under 18 | 11 |
| Over 18 | 63 |
| Unknown | 1 |
| Cases Heard By | |
| Justices of the Peace | 509 |
| Territorial Court | 952 |
| Supreme Court | 22 |
| Offences Recorded By RCMP | |
| Crimes of Violence | 580 |
| Property Crimes | 1,052 |
| Other Crimes | 855 |
| Drug Offences | 43 |
| Federal/Territorial Statutes | 2,024 |
| Municipal By-Laws | 56 |
| Territorial Correctional Centre Admissions | 157 |

Aklavik**1. Population**

| | |
|-------------------------------|-----|
| Population (from 1981 Census) | 705 |
| 1986 Population Estimates | |
| Total Population | 782 |
| Males | 402 |
| Females | 380 |
| Under 20 | 370 |
| Over 19 | 412 |

2. Income Potential

| | |
|----------------------------|------|
| Hunting | |
| Big Game Harvest Estimates | 7 |
| Arctic Cooperatives | |
| Members | 32 |
| Employees | 0 |
| Arts and Crafts | |
| Handicraft Income | |
| Income Reported | \$20 |
| Cases Reporting | 1 |

3. Government Assistance Programs

| | |
|-------------------|-----------|
| Social Assistance | |
| Amount Paid | \$109,558 |
| Cases | 356 |
| Number of People | 886 |
| Housing | |
| Rent | |
| Amount Paid | \$6,288 |
| Cases | 109 |
| Utilities | |
| Amount Paid | \$488 |
| Cases | 7 |

4. Government Subsidy Programs

| | |
|--------------------------------------|---------|
| Number of Recipients | |
| Old Age Security | 4 |
| OAS and Guaranteed Income Supplement | 33 |
| Spouse Allowance | 0 |
| Family Allowance | 308 |
| Unemployment Insurance | |
| Active Claims | 48 |
| Average Benefits Paid | \$2,187 |
| Dormant Claims | 10 |
| Average Benefits Paid | \$1,069 |

5. Child Welfare

| | |
|---------------------------------------|---|
| Children Admitted to Supervision/Care | 5 |
|---------------------------------------|---|

6. Young Offenders

| | |
|---------------------------|----|
| Number of Young Offenders | 15 |
| Number of Of fences | 36 |

7. Adult Offenders

| | |
|------------------------------|-----|
| Cases Heard By | |
| Justices of the Peace | 0 |
| Territorial Court | 68 |
| Supreme Court | 0 |
| Of fences Recorded By RCMP | |
| Crimes of Violence | 61 |
| Property Crimes | 87 |
| Other Crimes | 56 |
| Drug Of fences | 2 |
| Federal/Territorial Statutes | 224 |
| Municipal By-Laws | 0 |

Arctic Red River**1. Population**

| | |
|-------------------------------|-----|
| Population (from 1981 Census) | 120 |
|-------------------------------|-----|

1986 Population Estimates

| | |
|------------------|-----|
| Total Population | 127 |
|------------------|-----|

| | |
|-------|----|
| Males | 69 |
|-------|----|

| | |
|---------|----|
| Females | 58 |
|---------|----|

| | |
|----------|----|
| Under 20 | 45 |
|----------|----|

| | |
|---------|----|
| Over 19 | 82 |
|---------|----|

2. Income Potential

Hunting

| | |
|----------------------------|---|
| Big Game Harvest Estimates | 0 |
|----------------------------|---|

Arctic Cooperatives

| | |
|---------|---|
| Members | 0 |
|---------|---|

| | |
|-----------|---|
| Employees | 0 |
|-----------|---|

Arts and Crafts

Handicraft Income

| | |
|-----------------|-----|
| Income Reported | \$0 |
|-----------------|-----|

| | |
|-----------------|---|
| Cases Reporting | 0 |
|-----------------|---|

3. Government Assistance Programs

Social Assistance

| | |
|-------------|----------|
| Amount Paid | \$10,632 |
|-------------|----------|

| | |
|-------|----|
| Cases | 31 |
|-------|----|

| | |
|------------------|----|
| Number of People | 48 |
|------------------|----|

Housing

Rent

| | |
|-------------|-------|
| Amount Paid | \$122 |
|-------------|-------|

| | |
|-------|---|
| Cases | 4 |
|-------|---|

Utilities

| | |
|-------------|-----|
| Amount Paid | \$0 |
|-------------|-----|

| | |
|-------|---|
| Cases | 0 |
|-------|---|

4. Government Subsidy Programs

| | |
|--------------------------------------|---------|
| Number of Recipients | |
| Old Age Security | 1 |
| OAS and Guaranteed Income Supplement | 9 |
| Spouse Allowance | 1 |
| Family Allowance | 43 |
| Unemployment Insurance | |
| Active Claims | 6 |
| Average Benefits Paid | \$1,466 |
| Dormant Claims | 0 |

5. Child Welfare

| | |
|---------------------------------------|---|
| Children Admitted to Supervision/Care | 0 |
|---------------------------------------|---|

6. Young Offenders

| | |
|---------------------------|---|
| Number of Young Offenders | 1 |
| Number of Offences | 0 |

7. Adult Offenders

| | |
|------------------------------|----|
| Cases Heard By | |
| Justices of the Peace | 0 |
| Territorial Court | 21 |
| Supreme Court | 0 |
| Offences Recorded By RCMP | |
| Crimes of Violence | 0 |
| Property Crimes | 0 |
| Other Crimes | 0 |
| Drug Offences | 0 |
| Federal/Territorial Statutes | 0 |
| Municipal By-Laws | 0 |

Fort Franklin**1. Population**

| | |
|-------------------------------|-----|
| Population (from 1981 Census) | 520 |
| 1986 Population Estimates | |
| Total Population | 604 |
| Males | 320 |
| Females | 284 |
| Under 20 | 280 |
| Over 19 | 324 |

2. Income Potential

| | |
|----------------------------|-----|
| Hunting | |
| Big Game Harvest Estimates | 0 |
| Arctic Cooperatives | |
| Members | 93 |
| Employees | 3 |
| Arts and Crafts | |
| Handicraft Income | |
| Income Reported | \$0 |
| Cases Reporting | 0 |

3. Government Assistance Programs

| | |
|-------------------|-----------|
| Social Assistance | |
| Amount Paid | \$170,038 |
| Cases | 418 |
| Number of People | 1,339 |
| Housing | |
| Rent | |
| Amount Paid | \$7,496 |
| Cases | 209 |
| Utilities | |
| Amount Paid | \$16,599 |
| Cases | 61 |

4. Government Subsidy Programs

| | |
|--------------------------------------|---------|
| Number of Recipients | |
| Old Age Security | 3 |
| OAS and Guaranteed Income Supplement | 29 |
| Spouse Allowance | 2 |
| Family Allowance | 238 |
| Unemployment Insurance | |
| Active Claims | 21 |
| Average Benefits Paid | \$1,468 |
| Dormant Claims | 7 |
| Average Benefits Paid | \$695 |

5. Child Welfare

| | |
|---------------------------------------|---|
| Children Admitted to Supervision/Care | 0 |
|---------------------------------------|---|

6. Young Offenders

| | |
|---------------------------|---|
| Number of Young Offenders | 3 |
| Number of Offences | 4 |

7. Adult Offenders

| | |
|------------------------------|----|
| Cases Heard By | |
| Justices of the Peace | 84 |
| Territorial Court | 32 |
| Supreme Court | 0 |
| Offences Recorded By RCMP | |
| Crimes of Violence | 10 |
| Property Crimes | 18 |
| Other Crimes | 38 |
| Drug Offences | 0 |
| Federal/Territorial Statutes | 72 |
| Municipal By-Laws | 0 |

Fort Good Hope**1. Population**

| | |
|-------------------------------|-----|
| Population (from 1981 Census) | 455 |
| 1986 Population Estimates | |
| Total Population | 548 |
| Males | 311 |
| Females | 237 |
| Under 20 | 302 |
| Over 19 | 246 |

2. Income Potential

| | |
|----------------------------|-----|
| Hunting | |
| Big Game Harvest Estimates | 0 |
| Arctic Cooperatives | |
| Members | 0 |
| Arts and Crafts | |
| Handicraft Income | |
| Income Reported | \$0 |
| Cases Reporting | 0 |

3. Government Assistance Programs

| | |
|-------------------|-----------|
| Social Assistance | |
| Amount Paid | \$246,988 |
| Cases | 605 |
| Number of People | 1,540 |
| Housing | |
| Rent | |
| Amount Paid | \$3,927 |
| Cases | 61 |
| Utilities | |
| Amount Paid | \$12,876 |
| Cases | 14 |

4. Government Subsidy Programs

| | |
|--------------------------------------|---------|
| Number of Recipients | |
| Old Age Security | 2 |
| OAS and Guaranteed Income Supplement | 44 |
| Spouse Allowance | 3 |
| Family Allowance | 274 |
| Unemployment Insurance | |
| Active Claims | 24 |
| Average Benefits Paid | \$1,303 |
| Dormant Claims | 10 |
| Average Benefits Paid | \$594 |

5. Child Welfare

| | |
|---------------------------------------|---|
| Children Admitted to Supervision/Care | 0 |
|---------------------------------------|---|

6. Young Offenders

| | |
|---------------------------|----|
| Number of Young Offenders | 11 |
| Number of Of fences | 37 |

7. Adult Offenders

| | |
|------------------------------|-----|
| Cases Heard By | |
| Justices of the Peace | 0 |
| Territorial Court | 108 |
| Supreme Court | 1 |
| Of fences Recorded By RCMP | |
| Crimes of Violence | 47 |
| Property Crimes | 25 |
| Other Crimes | 54 |
| Drug Of fences | 1 |
| Federal/Territorial Statutes | 68 |
| Municipal By-Laws | 0 |

Fort McPherson**1. Population**

| | |
|-------------------------------|-----|
| Population (from 1981 Census) | 625 |
| 1986 Population Estimates | |
| Total Population | 708 |
| Males | 364 |
| Females | 344 |
| Under 20 | 352 |
| Over 19 | 356 |

2. Income Potential

| | |
|----------------------------|-----|
| Hunting | |
| Big Game Harvest Estimates | 6 |
| Arctic Cooperatives | |
| Members | 230 |
| Employees | 5 |
| Arts and Crafts | |
| Handicraft Income | |
| Income Reported | \$0 |
| Cases Reporting | 0 |

3. Government Assistance Programs

| | |
|-------------------|----------|
| Social Assistance | |
| Amount Paid | \$88,983 |
| Cases | 246 |
| Number of People | 778 |
| Housing | |
| Rent | |
| Amount Paid | \$1,220 |
| Cases | 19 |
| Utilities | |
| Amount Paid | \$0 |
| Cases | 0 |

4. Government Subsidy Programs

| | |
|--------------------------------------|---------|
| Number of Recipients | |
| Old Age Security | 0 |
| OAS and Guaranteed Income Supplement | 46 |
| Spouse Allowance | 2 |
| Family Allowance | 314 |
| Unemployment Insurance | |
| Active Claims | 51 |
| Average Benefits Paid | \$1,999 |
| Dormant Claims | 8 |
| Average Benefits Paid | \$209 |

5. Child Welfare

| | |
|---------------------------------------|---|
| Children Admitted to Supervision/Care | 3 |
|---------------------------------------|---|

6. Young Offenders

| | |
|---------------------------|----|
| Number of Young Offenders | 22 |
| Number of Of fences | 61 |

7. Adult Offenders

| | |
|------------------------------|-----|
| Cases Heard By | |
| Justices of the Peace | 154 |
| Territorial Court | 66 |
| Supreme Court | 0 |
| Of fences Recorded By RCMP | |
| Crimes of Violence | 88 |
| Property Crimes | 142 |
| Other Crimes | 123 |
| Drug Of fences | 1 |
| Federal/Territorial Statutes | 431 |
| Municipal By-Laws | 4 |

Fort Norman**1. Population**

| | |
|-------------------------------|-----|
| Population (from 1981 Census) | 285 |
| 1986 Population Estimates | |
| Total Population | 303 |
| Males | 152 |
| Females | 151 |
| Under 20 | 137 |
| Over 19 | 166 |

2. Income Potential

| | |
|----------------------------|-----|
| Hunting | |
| Big Game Harvest Estimates | 2 |
| Arctic Cooperatives | |
| Members | 0 |
| Arts and Crafts | |
| Handicraft Income | |
| Income Reported | \$0 |
| Cases Reporting | 0 |

3. Government Assistance Programs

| | |
|-------------------|----------|
| Social Assistance | |
| Amount Paid | \$24,194 |
| Cases | 81 |
| Number of People | 235 |
| Housing | |
| Rent | |
| Amount Paid | \$1,184 |
| Cases | 37 |
| Utilities | |
| Amount Paid | \$593 |
| Cases | 1 |

4. Government Subsidy Programs

| | |
|--------------------------------------|---------|
| Number of Recipients | |
| Old Age Security | 1 |
| OAS and Guaranteed Income Supplement | 21 |
| Spouse Allowance | 0 |
| Family Allowance | 126 |
| Unemployment Insurance | |
| Active Claims | 12 |
| Average Benefits Paid | \$422 |
| Dormant Claims | 4 |
| Average Benefits Paid | \$1,259 |

5. Child Welfare

| | |
|---------------------------------------|---|
| Children Admitted to Supervision/Care | 0 |
|---------------------------------------|---|

6. Young Offenders

| | |
|---------------------------|---|
| Number of Young Offenders | 0 |
| Number of Of fences | 0 |

7. Adult Off enders

| | |
|------------------------------|----|
| Cases Heard By | |
| Justices of the Peace | 0 |
| Territorial Court | 63 |
| Supreme Court | 0 |
| Of fences Recorded By RCMP | |
| Crimes of Violence | 28 |
| Property Crimes | 31 |
| Other Crimes | 66 |
| Drug Of fences | 2 |
| Federal/Territorial Statutes | 71 |
| Municipal By-Laws | 3 |

Inuvik**1. Population**

| | |
|--------------------------------|-------|
| population (from 1981 Census). | 3,125 |
| 1986 Population Estimates | |
| Total Population | 3,224 |
| Males | 1,693 |
| Females | 1,531 |
| Under 20 | 1,365 |
| Over 19 | 1,859 |

2. Income Potential

| | |
|----------------------------|-------|
| Hunting | |
| Big Game Harvest Estimates | 94 |
| Arctic Cooperatives | |
| Members | 31 |
| Employees | 0 |
| Arts and Crafts | |
| Handicraft Income | |
| Income Reported | \$749 |
| Cases Reporting | 3 |

3. Government Assistance Programs

| | |
|-------------------|-----------|
| Social Assistance | |
| Amount Paid | \$331,200 |
| Cases | 751 |
| Number of People | 1,988 |
| Housing | |
| Rent | |
| Amount Paid | \$47,959 |
| Cases | 294 |
| Utilities | |
| Amount Paid | \$20,842 |
| Cases | 174 |

4. Government Subsidy Programs

| | |
|--------------------------------------|---------|
| Number of Recipients | |
| Old Age Security | 21 |
| OAS and Guaranteed Income Supplement | 36 |
| Spouse Allowance | 0 |
| Family Allowance | 1,118 |
| Unemployment Insurance | |
| Active Claims | 148 |
| Average Benefits Paid | \$1,526 |
| Dormant Claims | 72 |
| Average Benefits Paid | \$668 |

5. Child Welfare

| | |
|---------------------------------------|----|
| Children Admitted to Supervision/Care | 13 |
|---------------------------------------|----|

6. Young Offenders

| | |
|---------------------------|-----|
| Number of Young Offenders | 35 |
| Number of Of fences | 188 |

7. Adult Off enders

| | |
|------------------------------|-----|
| Cases Heard By | |
| Justices of the Peace | 185 |
| Territorial Court | 338 |
| Supreme Court | 18 |
| Of fences Recorded By RCMP | |
| Crimes of Violence | 212 |
| Property Crimes | 475 |
| Other Crimes | 290 |
| Drug Of fences | 19 |
| Federal/Territorial Statutes | 929 |
| Municipal By-Laws | 47 |

Norman Wells**1. Population**

| | |
|-------------------------------|------------|
| Population (from 1981 Census) | 420 |
| 1986 Population Estimates | |
| Total Population | 757 |
| Males | 411 |
| Females | 346 |
| Under 20 | 237 |
| Over 19 | 520 |

2. Income Potential

| | |
|----------------------------|-----|
| Hunting | |
| Big Game Harvest Estimates | 29 |
| Arctic Cooperatives | |
| Members | 0 |
| Arts and Crafts | |
| Handicraft Income | |
| Income Reported | \$0 |
| Cases Reporting | 0 |

3. Government Assistance Programs

| | |
|-------------------|-----------------|
| Social Assistance | |
| Amount Paid | \$18,545 |
| Cases | 48 |
| Number of People | 98 |
| Housing | |
| Rent | |
| Amount Paid | \$2,232 |
| Cases | 28 |
| Utilities | |
| Amount Paid | \$1,364 |
| Cases | 16 |

4. Government Subsidy Programs

| | |
|--------------------------------------|--------------|
| Number of Recipients | |
| Old Age Security | 2 |
| OAS and Guaranteed Income Supplement | 3 |
| Spouse Allowance | 0 |
| Family Allowance | 193 |
| Unemployment Insurance | |
| Active Claims | 28 |
| Average Benefits Paid | \$2,020 |
| Dormant Claims | 14 |
| Average Benefits Paid | \$647 |

5. Child Welfare

| | |
|---------------------------------------|---|
| Children Admitted to Supervision/Care | 1 |
|---------------------------------------|---|

6. Young Offenders

| | |
|---------------------------|---|
| Number of Young Offenders | 3 |
| Number of Of fences | 8 |

7. Adult Offenders

| | |
|------------------------------|----|
| Cases Heard By | |
| Justices of the Peace | 29 |
| Territorial Court | 47 |
| Supreme Court | 0 |
| Of fences Recorded By RCMP | |
| Crimes of Violence | 16 |
| Property Crimes | 31 |
| Other Crimes | 37 |
| Drug Of fences | 4 |
| Federal/Territorial Statutes | 96 |
| Municipal By-Laws | 0 |

Paulatuk**1. Population**

| | |
|-------------------------------|-----|
| Population (from 1981 Census) | 170 |
| 1986 Population Estimates | |
| Total Population | 207 |
| Males | 111 |
| Females | 96 |
| Under 20 | 104 |
| Over 19 | 103 |

2. Income Potential

| | |
|----------------------------|-----|
| Hunting | |
| Big Game Harvest Estimates | 0 |
| Arctic Cooperatives | |
| Members | 0 |
| Arts and Crafts | |
| Handicraft income | |
| Income Reported | \$0 |
| Cases Reporting | 0 |

3. Government Assistance Programs

| | |
|-------------------|----------|
| Social Assistance | |
| Amount Paid | \$69,095 |
| Cases | 138 |
| Number of People | 467 |
| Housing | |
| Rent | |
| Amount Paid | \$2,623 |
| Cases | 64 |
| Utilities | |
| Amount Paid | \$0 |
| Cases | 0 |

4. Government Subsidy Programs

| | |
|--------------------------------------|----|
| Number of Recipients | |
| Old Age Security | 0 |
| OAS and Guaranteed Income Supplement | 3 |
| Spouse Allowance | 1 |
| Family Allowance | 16 |
| Unemployment Insurance | |
| Active Claims | 0 |
| Dormant Claims | 0 |

5. Child Welfare

| | |
|---------------------------------------|---|
| Children Admitted to Supervision/Care | 1 |
|---------------------------------------|---|

6. Young Offenders

| | |
|---------------------------|---|
| Number of Young Offenders | 2 |
| Number of Of fences | 2 |

7. Adult Offenders

| | |
|------------------------------|---|
| Cases Heard By | |
| Justices of the Peace | 0 |
| Territorial Court | 7 |
| Supreme Court | 0 |
| Of fences Recorded By RCMP | |
| Crimes of Violence | 0 |
| Property Crimes | 0 |
| Other Crimes | 0 |
| Drug Of fences | 0 |
| Federal/Territorial Statutes | 0 |
| Municipal By-Laws | 0 |

Sachs Harbour**1. Population**

| | |
|-------------------------------|------------|
| Population (from 1981 Census) | 160 |
| 1986 Population Estimates | |
| Total Population | 167 |
| Males | 104 |
| Females | 63 |
| Under 20 | 78 |
| Over 19 | 89 |

2. Income Potential

| | |
|----------------------------|------------|
| Hunting | |
| Big Game Harvest Estimates | 0 |
| Arctic Cooperatives | |
| Members | 76 |
| Employees | 4 |
| Arts and Crafts | |
| Handicraft Income | |
| Income Reported | \$0 |
| Cases Reporting | 0 |

3. Government Assistance Programs

| | |
|-------------------|-----------------|
| Social Assistance | |
| Amount Paid | \$35,249 |
| Cases | 65 |
| Number of People | 171 |
| Housing | |
| Rent | |
| Amount Paid | \$868 |
| Cases | 25 |
| Utilities | |
| Amount Paid | \$100 |
| Cases | 2 |

4. Government Subsidy Programs**Number of Recipients**

| | |
|--------------------------------------|---------|
| Old Age Security | 0 |
| OAS and Guaranteed Income Supplement | 5 |
| Spouse Allowance | 1 |
| Family Allowance | 70 |
| Unemployment Insurance | |
| Active Claims | 3 |
| Average Benefits Paid | \$3,447 |
| Dormant Claims | 0 |

5. Child Welfare

| | |
|---------------------------------------|---|
| Children Admitted to Supervision/Care | 0 |
|---------------------------------------|---|

6. Young Offenders

| | |
|---------------------------|---|
| Number of Young Offenders | 1 |
| Number of Of fences | 1 |

7. Adult Offenders**Cases Heard By**

| | |
|-----------------------|---|
| Justices of the Peace | 0 |
| Territorial Court | 3 |
| Supreme Court | 0 |

Of fences Recorded By RCMP

| | |
|------------------------------|----|
| Crimes of Violence | 8 |
| Property Crimes | 65 |
| Other Crimes | 14 |
| Drug Of fences | 1 |
| Federal/Territorial Statutes | 8 |
| Municipal By-Laws | 0 |

Tuktoyaktuk

| | |
|--|-------------|
| 1. Population | |
| Population (from 1981 Census) | 770 |
| 1986 Population Estimates | |
| Total Population | 911 |
| Males | 505 |
| Females | 406 |
| Under 20 | 436 |
| Over 19 | 475 |
| 2. Income Potential | |
| Hunting | |
| Big Game Harvest Estimates | 4 |
| Arctic Cooperatives | |
| Members | 35 |
| Employees | 0 |
| Arts and Crafts | |
| Handicraft Income | |
| Income Reported | \$80 |
| Cases Reporting | 1 |
| 3. Government Assistance Programs | |
| Social Assistance | |
| Amount Paid | \$134,731 |
| C a s e s | 355 |
| Number of People | 860 |
| Housing | |
| Rent | |
| Amount Paid | \$4,059 |
| Cases | 59 |
| Utilities | |
| Amount Paid | \$475 |
| Cases | 6 |

4. Government Subsidy Programs**Number of Recipients**

| | |
|--------------------------------------|---------|
| Old Age Security | 5 |
| OAS and Guaranteed Income Supplement | 27 |
| Spouse Allowance | 2 |
| Family Allowance | 370 |
| Unemployment Insurance | |
| Active Claims | 30 |
| Average Benefits Paid | \$1,669 |
| Dormant Claims | 8 |
| Average Benefits Paid | \$767 |

5. Child Welfare

| | |
|--|---|
| Children Admitted to Supervision/Care | 3 |
|--|---|

6. Young Offenders

| | |
|----------------------------------|----|
| Number of Young Offenders | 5 |
| Type of Offences | 16 |

7. Adult Offenders**Cases Heard By**

| | |
|------------------------------|-----|
| Justices of the Peace | 57 |
| Territorial Court | 194 |
| Supreme Court | 3 |

Offences Recorded By RCMP

| | |
|-------------------------------------|-----|
| Crimes of Violence | 110 |
| Property Crimes | 178 |
| Other Crimes | 177 |
| Drug Offences | 13 |
| Federal/Territorial Statutes | 125 |
| Municipal By-Laws | 2 |

Keewatin Region

Profiles are given for all communities in the Keewatin Region.

Keewatin Region

| | |
|--|--------------|
| 1. Population | |
| Population (from 1981 Census) | 4,315 |
| 1986 Population Estimates | |
| Total Population | 4,976 |
| Males | 2,556 |
| Females | 2,420 |
| Under 20 | 2,624 |
| Over 19 | 2,352 |
| 2. Income Potential | |
| Hunting | |
| Big Game Harvest Estimates | 37 |
| Trapping | |
| Furs Traded | 4,293 |
| Fur Sales | \$206,695 |
| Arctic Cooperatives | |
| Members | 1,124 |
| Employees | 35 |
| Sales | \$4,779,128 |
| Net Loss | (\$ 143,256) |
| Arts and Crafts | |
| Handicraft Income | |
| Income Reported | \$57,381 |
| Cases Reporting | 375 |
| Co-operatives' Payments for Crafts | \$389,694 |
| 3. Government Assistance Programs | |
| Social Assistance | |
| Amount Paid | \$2,463,542 |
| Cases | 5,510 |
| Number of People | 17,968 |
| Housing | |
| Rent | |
| Amount Paid | \$99,064 |
| Cases | 2,970 |

| | |
|---|---------|
| Utilities | |
| Amount Paid | \$8,616 |
| Cases | 283 |
| 4. Government Subsidy Programs | |
| Number of Recipients | |
| Old Age Security | 16 |
| OAS and Guaranteed Income Supplement | 82 |
| Spouse Allowance | 4 |
| Family Allowance | 2,286 |
| Unemployment Insurance | |
| Active Claims | 177 |
| Dormant Claims | 36 |
| 5. Child Welfare | |
| Children Admitted to Supervision/Care | 6 |
| 6. Young Offenders | |
| Number of Young Offenders | 57 |
| Number of Of fences | 140 |
| 7. Adult Offenders | |
| Federal Parole Cases Under Supervision | |
| Parole | 0 |
| Mandatory | 1 |
| Federal Day and Full Parole | |
| Applications | 5 |
| Granted | 0% |
| Territorial Probation/Parole Caseload (by age group) | |
| Under 18 | 3 |
| Over 18 | 29 |
| Unknown | 0 |
| Cases Heard By | |
| Justices of the Peace | 24 |
| Territorial Court | 223 |
| Supreme Court | 5 |
| Of fences Recorded By RCMP | |
| Crimes of Violence | 67 |
| Property Crimes | 260 |
| Other Crimes | 90 |
| Drug Of fences | 7 |

| | |
|--|----|
| Federal/Territorial Statutes | 74 |
| Municipal By-Laws | 4 |
| Territorial Correctional Centre Admissions | 34 |

Baker Lake**1. Population**

| | |
|-------------------------------|-------|
| Population (from 1981 Census) | 955 |
| 1986 Population Estimates | |
| Total Population | 1,034 |
| Males | 524 |
| Females | 510 |
| Under 20 | 498 |
| Over 19 | 536 |

2. Income Potential

| | |
|------------------------------------|-----------|
| Hunting | |
| Big Game Harvest Estimates | 13 |
| Trapping | |
| Furs traded | 1139 |
| Fur Sales | \$38,329 |
| Arctic Cooperatives | |
| Members | 84 |
| Employees | 3 |
| Arts and Crafts | |
| Handicraft Income | |
| Income Reported | \$30,102 |
| Cases Reporting | 160 |
| Co-operatives' Payments for Crafts | \$250,000 |

3. Government Assistance Programs

| | |
|-------------------|-----------|
| Social Assistance | |
| Amount Paid | \$520,388 |
| Cases | 1,277 |
| Number of People | 4,120 |
| Housing | |
| Rent | |
| Amount Paid | \$25,013 |
| Cases | 770 |
| Utilities | |
| Amount Paid | \$971 |
| Cases | 53 |

4. Government Subsidy Programs

| | |
|--------------------------------------|-------|
| Number of Recipients | |
| Old Age Security | 4 |
| OAS and Guaranteed Income Supplement | 26 |
| Spouse Allowance | 1 |
| Family Allowance | 428 |
| Unemployment Insurance | |
| Active Claims | 42 |
| Average Benefits Paid | \$503 |
| Dormant Claims | 9 |
| Average Benefits Paid | \$498 |

5. Child Welfare

| | |
|---------------------------------------|---|
| Children Admitted to Supervision/Care | 5 |
|---------------------------------------|---|

6. Young Offenders

| | |
|---------------------------|----|
| Number of Young Offenders | 17 |
| Number of Offences | 52 |

7. Adult Offenders

| | |
|------------------------------|----|
| Cases Heard By | |
| Justices of the Peace | 11 |
| Territorial Court | 89 |
| Supreme Court | 1 |
| Offences Recorded By RCMP | |
| Crimes of Violence | 14 |
| Property Crimes | 56 |
| Other Crimes | 19 |
| Drug Offences | 3 |
| Federal/Territorial Statutes | 19 |
| Municipal By-Laws | 1 |

Chesterfield Inlet**1. Population**

| | |
|----------------------------------|-----|
| Population (from 1981 Census) | 235 |
| 1986 Population Estimates | |
| Total Population | 265 |
| Males | 120 |
| Females | 145 |
| Under 20 | 151 |
| Over 19 | 114 |

2. Income Potential

| | |
|------------------------------------|---------|
| Hunting | |
| Big Game Harvest Estimate | 1 |
| Trapping | |
| Furs Traded | 8 |
| Fur Sales | \$5,965 |
| Arctic Cooperatives | |
| Members | 74 |
| Employees | 4 |
| Arts and Crafts | |
| Handicraft Income | |
| Income Reported | \$110 |
| Cases Reporting | 2 |
| Co-operatives' Payments for Crafts | \$2,000 |

3. Government Assistance Programs

| | |
|-------------------|----------|
| Social Assistance | |
| Amount Paid | \$96,786 |
| Cases | 246 |
| Number of People | 669 |
| Housing | |
| Rent | |
| Amount Paid | \$3,008 |
| Cases | 92 |
| Utilities | |
| Amount Paid | \$237 |
| Cases | 10 |

4. Government Subsidy Programs

| | |
|--------------------------------------|-------|
| Number of Recipients | |
| Old Age Security | 1 |
| OAS and Guaranteed Income Supplement | 9 |
| Spouse Allowance | 0 |
| Family Allowance | 126 |
| Unemployment Insurance | |
| Active Claims | 8 |
| Average Benefits Paid | \$783 |
| Dormant Claims | 1 |
| Average Benefits Paid | \$0 |

5. Child Welfare

| | |
|---------------------------------------|---|
| Children Admitted to Supervision/Care | 0 |
|---------------------------------------|---|

6. Young Offenders

| | |
|---------------------------|---|
| Number of Young Offenders | 4 |
| Number of Offences | 6 |

7. Adult Offenders

| | |
|------------------------------|---|
| Cases Heard By | |
| Justices of the Peace | 0 |
| Territorial Court | 0 |
| Supreme Court | 0 |
| Of fences Recorded By RCMP | |
| Crimes of Violence | 0 |
| Property Crimes | 0 |
| Other Crimes | 0 |
| Drug Offences | 0 |
| Federal/Territorial Statutes | 0 |
| Municipal By-Laws | 0 |

Coral Harbour**1. Population**

| | |
|-------------------------------|-----|
| Population (from 1981 Census) | 430 |
| 1986 Population Estimates | |
| Total Population | 469 |
| Males | 249 |
| Females | 220 |
| Under 20 | 270 |
| Over 19 | 199 |

2. Income Potential

| | |
|------------------------------------|----------|
| Hunting | |
| Big Game Harvest Estimates | 0 |
| Trapping | |
| Furs Traded | 466 |
| Fur Sales | \$56,010 |
| Arctic Cooperatives | |
| Members | 245 |
| Employees | 7 |
| Arts and Crafts | |
| Handicraft Income | |
| Income Reported | \$1,114 |
| Cases Reporting | 16 |
| Co-operatives' Payments for Crafts | \$17,800 |

3. Government Assistance Programs

| | |
|-------------------|-----------|
| Social Assistance | |
| Amount Paid | \$261,395 |
| Cases | 577 |
| Number of People | 1,828 |
| Housing | |
| Rent | |
| Amount Paid | \$9,846 |
| Cases | 304 |
| Utilities | |
| Amount Paid | \$1,758 |
| Cases | 29 |

4. Government Subsidy Programs

| | |
|--------------------------------------|-------|
| Number of Recipients | |
| Old Age Security | 2 |
| OAS and Guaranteed Income Supplement | 7 |
| Spouse Allowance | 0 |
| Family Allowance | 244 |
| Unemployment Insurance | |
| Active Claims | 15 |
| Average Benefits Paid | \$372 |
| Dormant Claims | 1 |
| Average Benefits Paid | \$0 |

5. Child Welfare

| | |
|---------------------------------------|---|
| Children Admitted to Supervision/Care | 1 |
|---------------------------------------|---|

6. Young Offenders

| | |
|---------------------------|---|
| Number of Young Offenders | 3 |
| Number of Offences | 6 |

7. Adult Offenders

| | |
|------------------------------|----|
| Cases Heard By | |
| Justices of the Peace | 0 |
| Territorial Courts | 18 |
| Supreme Court | 0 |
| Of fences Recorded By RCMP | |
| Crimes of Violence | 0 |
| Property Crimes | 0 |
| Other Crimes | 0 |
| Drug Offences | 0 |
| Federal/Territorial Statutes | 0 |
| Municipal By-Laws | 0 |

Eskimo Point**1. Population**

| | |
|-------------------------------|-------|
| Population (from 1981 Census) | 1,025 |
| 1986 Population Estimates | |
| Total Population | 1,201 |
| Males | 595 |
| Females | 606 |
| Under 20 | 702 |
| Over 19 | 499 |

2. Income Potential

| | |
|------------------------------------|----------|
| Hunting | |
| Big Game Harvest Estimates | 0 |
| Trapping | |
| Furs Traded | 2,063 |
| Fur Sales | \$65,388 |
| Arctic Cooperatives | |
| Members | 270 |
| Employees | 6 |
| Arts and Crafts | |
| Handicraft income | |
| Income Reported | \$17,989 |
| Cases Reporting | 133 |
| Co-operatives' Payments for Crafts | \$25,000 |

3. Government Assistance Programs

| | |
|-------------------|-----------|
| Social Assistance | |
| Amount Paid | \$587,928 |
| Cases | 1,173 |
| Number of People | 4,346 |
| Housing | |
| Rent | |
| Amount Paid | \$25,331 |
| Cases | 774 |
| Utilities | |
| Amount Paid | \$782 |
| Cases | 38 |

4. Government Subsidy Programs

| | |
|--------------------------------------|-------|
| Number of Recipients | |
| Old Age Security | 0 |
| OAS and Guaranteed Income Supplement | 19 |
| Spouse Allowance | 1 |
| Family Allowance | 618 |
| Unemployment Insurance | |
| Active Claims | 57 |
| Average Benefits Paid | \$918 |
| Dormant Claims | 11 |
| Average Benefits Paid | \$531 |

5. Child Welfare

| | |
|---------------------------------------|---|
| Children Admitted to Supervision/Care | 0 |
|---------------------------------------|---|

6. Young Offenders

| | |
|---------------------------|----|
| Number of Young Offenders | 6 |
| Number of Offences | 11 |

7. Adult Offenders

| | |
|------------------------------|----|
| Cases Heard By | |
| Justices of the Peace | 6 |
| Territorial Court | 34 |
| Supreme Court | 0 |
| Offences Recorded By RCMP | |
| Crimes of Violence | 13 |
| Property Crimes | 59 |
| Other Crimes | 12 |
| Drug Offences | 1 |
| Federal/Territorial Statutes | 10 |
| Municipal By-Laws | 3 |

Rankin-Inlet**1. Population**

| | |
|-------------------------------|-------|
| Population (from 1981 Census) | 1,110 |
| 1986 Population Estimates | |
| Total Population | 1,352 |
| Males | 714 |
| Females | 638 |
| Under 20 | 626 |
| Over 19 | 726 |

2. Income Potential

| | |
|------------------------------------|----------|
| Hunting | |
| Big Game Harvest Estimates | 23 |
| Trapping | |
| Furs Traded | 41 |
| Fur Sales | \$6,459 |
| Arctic Cooperatives | |
| Members | 121 |
| Employees | 5 |
| Arts and Crafts | |
| Handicraft Income | |
| Income Reported | \$589 |
| Cases Reporting | 7 |
| Co-operatives' Payments for Crafts | \$16,400 |

3. Government Assistance Programs

| | |
|-------------------|-----------|
| Social Assistance | |
| Amount Paid | \$518,640 |
| Cases | 1,272 |
| Number of People | 3,701 |
| Housing | |
| Rent | |
| Amount Paid | \$20,808 |
| Cases | 585 |
| Utilities | |
| Amount Paid | \$2,941 |
| Cases | 103 |

4. Government Subsidy Programs

| | |
|--------------------------------------|---------|
| Number of Recipients | |
| Old Age Security | 8 |
| OAS and Guaranteed Income Supplement | 11 |
| Spouse Allowance | 0 |
| Family Allowance | 537 |
| Unemployment Insurance | |
| Active Claims | 48 |
| Average Benefits Paid | \$1,146 |
| Dormant Claims | 11 |
| Average Benefits Paid | \$337 |

5. Child Welfare

| | |
|---------------------------------------|---|
| Children Admitted to Supervision/Care | 0 |
|---------------------------------------|---|

6. Young Offenders

| | |
|---------------------------|----|
| Number of Young Offenders | 19 |
| Number of Offences | 47 |

7. Adult Offenders

| | |
|------------------------------|-----|
| Cases Heard By | |
| Justices of the Peace | 0 |
| Territorial Court | 69 |
| Supreme Court | 4 |
| Of fences Recorded By RCMP | |
| Crimes of Violence | 40 |
| Property Crimes | 145 |
| Other Crimes | 59 |
| Drug Offences | 3 |
| Federal/Territorial Statutes | 45 |
| Municipal By-Laws | 0 |

Repulse Bay

| | |
|--|-----------|
| 1. Population | |
| Population (from 1981 Census) | 350 |
| 1986 Population Estimates | |
| Total Population | 415 |
| Males | 221 |
| Females | 194 |
| Under 20 | 251 |
| Over 19 | 164 |
| 2. Income Potential | |
| Hunting | |
| Big Game Harvest Estimates | 0 |
| Trapping | |
| Furs Traded | 556 |
| Fur Sales | \$27,032 |
| Arctic Cooperatives | |
| Members | 195 |
| Employees | 5 |
| Arts and Crafts | |
| Handicraft Income | |
| Income Reported | \$6,663 |
| Cases Reporting | 51 |
| Co-operatives' Payments for Crafts | \$65,083 |
| 3. Government Assistance Programs | |
| Social Assistance | |
| Amount Paid | \$378,771 |
| Cases | 709 |
| Number of People | 2,611 |
| Housing | |
| Rent | |
| Amount Paid | \$11,538 |
| Cases | 343 |
| Utilities | |
| Amount Paid | \$1,606 |
| Cases | 41 |

4. Government Subsidy Programs**Number of Recipients**

| | |
|--------------------------------------|---------|
| Old Age Security | 0 |
| OAS and Guaranteed Income Supplement | 5 |
| Spouse Allowance | 0 |
| Family Allowance | 238 |
| Unemployment Insurance | |
| Active Claims | 4 |
| Average Benefits Paid | \$1,721 |
| Dormant Claims | 0 |

5. Child Welfare

| | |
|---------------------------------------|---|
| Children Admitted to Supervision/Care | 0 |
|---------------------------------------|---|

6. Young Offenders

| | |
|---------------------------|----|
| Number of Young Offenders | 8 |
| Number of Offences | 18 |

7. Adult Offenders

| | |
|----------------------------------|----|
| Cases Heard By | |
| Justices of the Peace | 7 |
| Territorial Court | 13 |
| Supreme Court | 0 |
| Offences Recorded By RCMP | |
| Crimes of Violence | 0 |
| Property Crimes | 0 |
| Other Crimes | 0 |
| Drug Offences | 0 |
| Federal/Territorial Statutes | 0 |
| Municipal By-Laws | 0 |

Whale Cove

| | |
|--|----------|
| 1. Population | |
| Population (from 1981 Census) | 190 |
| 1986 Population Estimates | |
| Total Population | 206 |
| Males | 106 |
| Females | 100 |
| Under 20 | 110 |
| Over 19 | 96 |
| 2. Income Potential | |
| Hunting | |
| Big Game Harvest Estimates | 0 |
| Trapping | |
| Furs Traded | 10 |
| Fur Sales | \$7,510 |
| Arctic Cooperatives | |
| Members | 135 |
| Employees | 5 |
| Arts and Crafts | |
| Handicraft Income | |
| Income Reported | \$814 |
| Cases Reporting | 6 |
| Co-operatives' Payments for Crafts | \$13,411 |
| 3. Government Assistance Programs | |
| Social Assistance | |
| Amount Paid | \$99,631 |
| Cases | 256 |
| Number of People | 693 |
| Housing | |
| Rent | |
| Amount Paid | \$3,520 |
| Cases | 102 |
| Utilities | |
| Amount Paid | \$321 |
| Cases | 9 |

4. Government Subsidy Programs**Number of Recipients**

| | |
|---|---------|
| Old Age Security | 1 |
| OAS and Guaranteed Income Supplement | 5 |
| Spouse Allowance | 2 |
| Family Allowance | 95 |
| Unemployment Insurance | |
| Active Claims | 3 |
| Average Benefits Paid | \$1,036 |
| Dormant Claims | 3 |
| Average Benefits Paid | \$569 |

5. Child Welfare

| | |
|--|---|
| Children Admitted to Supervision/Care | 0 |
|--|---|

6. Young Offenders

| | |
|---------------------------|---|
| Number of Young Offenders | 0 |
| Number of Of fences | 0 |

7. Adult Offenders

| | |
|------------------------------|---|
| Cases Heard By | |
| Justices of the Peace | 0 |
| Territorial Court | 0 |
| Supreme Court | 0 |
| Of fences Recorded By RCMP | |
| Crimes of Violence | 0 |
| Property Crimes | 0 |
| Other Crimes | 0 |
| Drug Of fences | 0 |
| Federal/Territorial Statutes | 0 |
| Municipal By-Laws | 0 |

Kitikmeot Region

Profiles are given for all communities in the Kitikmeot Region except Bathurst Inlet and Bay Chime. These communities were excluded due to a lack of available information resulting from their small populations.

Kitikmeot Region**1. Population**

| | |
|-------------------------------|--------------|
| Population (from 1981 Census) | 3,245 |
|-------------------------------|--------------|

1986 Population Estimates

| | |
|------------------|--------------|
| Total Population | 3,749 |
|------------------|--------------|

| | |
|-------|-------|
| Males | 1,935 |
|-------|-------|

| | |
|---------|-------|
| Females | 1,814 |
|---------|-------|

| | |
|----------|-------|
| Under 20 | 1,909 |
|----------|-------|

| | |
|---------|-------|
| Over 19 | 1,336 |
|---------|-------|

2. Income Potential

Hunting

| | |
|----------------------------|-----------|
| Big Game Harvest Estimates | 46 |
|----------------------------|-----------|

Trapping

| | |
|------------|--------|
| Furs raded | 11,490 |
|------------|--------|

| | |
|-----------|-----------|
| Fur Sales | \$272,687 |
|-----------|-----------|

Arctic Cooperatives

| | |
|---------|-------|
| Members | 1,076 |
|---------|-------|

| | |
|-----------|----|
| Employees | 75 |
|-----------|----|

| | |
|-------|-------------|
| Sales | \$4,659,540 |
|-------|-------------|

| | |
|----------|-------------|
| Net Loss | (\$492,905) |
|----------|-------------|

Arts and Crafts

Handicraft Income

| | |
|-----------------|-----------------|
| Income Reported | \$14,349 |
|-----------------|-----------------|

| | |
|-----------------|-----|
| Cases Reporting | 111 |
|-----------------|-----|

3. Government Assistance Programs

Social Assistance

| | |
|-------------|-------------|
| Amount Paid | \$1,391,425 |
|-------------|-------------|

| | |
|-------|-------|
| Cases | 3,327 |
|-------|-------|

| | |
|------------------|--------|
| Number of People | 11,854 |
|------------------|--------|

Housing

Rent

| | |
|-------------|----------|
| Amount Paid | \$62,929 |
|-------------|----------|

| | |
|-------|-------|
| Cases | 1,794 |
|-------|-------|

| | |
|--|------------|
| Utilities | |
| Amount Paid | \$6,168 |
| Cases | 317 |
| 4. Government Subsidy Programs | |
| Number of Recipients | |
| Old Age Security | 10 |
| OAS and Guaranteed Income Supplement | 101 |
| Spouse Allowance | 7 |
| Family Allowance | 1,625 |
| Unemployment Insurance | |
| Active Claims | 125 |
| Dormant Claims | 17 |
| 5. Child Welfare | |
| Children Admitted to Supervision/Care | 9 |
| 6. Young Offenders | |
| Number of Young Offenders | 78 |
| Type of Offences | 252 |
| 7. Adult Offenders | |
| Federal Parole Cases Under Supervision | |
| Parole | 1 |
| Mandatory | 0 |
| Federal Day and Full Parole | |
| Applications | 10 |
| Granted | 22% |
| Territorial Probation/Parole Caseload (by age group) | |
| Under 18 | 4 |
| Over 18 | 45 |
| Unknown | 0 |
| Cases Heard By | |
| Justices of the Peace | 171 |
| Territorial Court | 207 |
| Supreme Court | 3 |
| Offences Recorded By RCMP | |
| Crimes of Violence | 149 |
| Property Crimes | 236 |
| Other Crimes | 222 |
| Drug Offences | 4 |

| | |
|--|-----|
| Federal/Territorial Statues | 328 |
| Municipal By-Laws | 7 |
| Territorial Correctional Centre Admissions | 83 |

Cambridge Bay**1. Population**

| | |
|-------------------------------|-----|
| Population (from 1981 Census) | 815 |
| 1986 Population Estimates | |
| Total Population | 930 |
| Males | 486 |
| Females | 430 |
| Under 20 | 462 |
| Over 19 | 468 |

2. Income Potential

| | |
|----------------------------|----------|
| Hunting | |
| Big Game Harvest Estimates | 2 |
| Trapping | |
| Furs Traded | 1,222 |
| Fur Sales | \$27,358 |
| Arctic Cooperatives | |
| Members | 281 |
| Employees | 13 |
| Arts and Crafts | |
| Handicraft Income | |
| Income Reported | \$369 |
| Cases Reporting | 3 |

3. Government Assistance Programs

| | |
|-------------------|-----------|
| Social Assistance | |
| Amount Paid | \$330,336 |
| Cases | 904 |
| Number of People | 2,682 |
| Housing | |
| Rent | |
| Amount Paid | \$14,420 |
| Cases | 410 |
| Utilities | |
| Amount Paid | \$2,413 |
| Cases | 141 |

4. **Government Subsidy Programs**

| | |
|--------------------------------------|---------|
| Number of Recipients | |
| Old Age Security | 6 |
| OAS and Guaranteed Income Supplement | 18 |
| Spouse Allowance | 1 |
| Family Allowance | 427 |
| Unemployment Insurance | |
| Active Claims | 40 |
| Average Benefits Paid | \$1,143 |
| Dormant Claims | 7 |
| Average Benefits Paid | \$335 |

5. **Child Welfare**

| | |
|---------------------------------------|---|
| Children Admitted to Supervision/Care | 4 |
|---------------------------------------|---|

6. **Young Offenders**

| | |
|---------------------------|-----|
| Number of Young Offenders | 30 |
| Number of Offences | 106 |

7. **Adult Offenders**

| | |
|------------------------------|-----------|
| Cases Heard By | |
| Justices of the Peace | 31 |
| Territorial Court | 48 |
| Supreme Court | 3 |
| Ofences Recorded By RCMP | |
| Crimes of Violence | 52 |
| Property Crimes | 94 |
| Other Crimes | 100 |
| Drug Offences | 2 |
| Federal/Territorial Statutes | 128 |
| Municipal By-Laws | 0 |

Coppermine**1. Population**

| | |
|----------------------------------|-----|
| Population (from 1981 Census) | 810 |
| 1986 Population Estimates | |
| Total Population | 920 |
| Males | 467 |
| Females | 453 |
| Under 20 | 438 |
| Over 19 | 482 |

2. Income Potential

| | |
|----------------------------|----------|
| Hunting | |
| Big Game Harvest Estimates | 8 |
| Trapping | |
| Furs Traded | 3,554 |
| Fur Sales | \$96,187 |
| Arctic Cooperatives | |
| Members | 181 |
| Employees | 7 |
| Arts and Crafts | |
| Handicraft Income | |
| Income Reported | \$1,287 |
| Cases Reporting | 15 |

3. Government Assistance Programs

| | |
|--------------------------|-----------|
| Social Assistance | |
| Amount Paid | \$349,384 |
| Cases | 945 |
| Number of People | 2,765 |
| Housing | |
| Rent | |
| Amount Paid | \$16,968 |
| Cases | 485 |
| Utilities | |
| Amount Paid | \$514 |
| Cases | 33 |

4. Government Subsidy Programs

| | |
|--------------------------------------|---------|
| Number of Recipients | |
| Old Age Security | 2 |
| OAS and Guaranteed Income Supplement | 40 |
| Spouse Allowance | 3 |
| Family Allowance | 372 |
| Unemployment Insurance | |
| Active Claims | 22 |
| Average Benefits Paid | \$1,586 |
| Dormant Claims | 4 |
| Average Benefits Paid | \$699 |

5. Child Welfare

| | |
|---------------------------------------|---|
| Children Admitted to Supervision/Care | 2 |
|---------------------------------------|---|

6. Young Offenders

| | |
|---------------------------|----|
| Number of Young Offenders | 26 |
| Number of Offences | 98 |

7. Adult Offenders

| | |
|------------------------------|-----|
| Cases Heard By | |
| Justices of the Peace | 67 |
| Territorial Court | 94 |
| Supreme Court | 0 |
| Offences Recorded By RCMP | |
| Crimes of Violence | 73 |
| Property Crimes | 78 |
| Other Crimes | 88 |
| Drug Offences | 2 |
| Federal/Territorial Statutes | 162 |
| Municipal By-Laws | 2 |

Gjoa Haven**1. Population**

| | |
|-------------------------------|-----|
| Population (from 1981 Census) | 520 |
| 1986 Population Estimates | |
| Total Population | 684 |
| Males | 347 |
| Females | 337 |
| Under 20 | 379 |
| Over 19 | 305 |

2. Income Potential

| | |
|----------------------------|----------|
| Hunting | |
| Big Game Harvest Estimates | 3 |
| Trapping | |
| Furs Traded | 1,411 |
| Fur Sales | \$25,246 |
| Arctic Cooperatives | |
| Members | 232 |
| Employees | 13 |
| Arts and Crafts | |
| Handicraft Income | |
| Income Reported | \$1,423 |
| Cases Reporting | 10 |

3. Government Assistance Programs

| | |
|-------------------|-----------|
| Social Assistance | |
| Amount Paid | \$253,026 |
| Cases | 496 |
| Number of People | 2,327 |
| Housing | |
| Rent | |
| Amount Paid | \$12,492 |
| Cases | 382 |
| Utilities | |
| Amount Paid | \$1,061 |
| Cases | 26 |

4. Government Subsidy Programs

| | |
|--------------------------------------|------|
| Number of Recipients | |
| Old Age Security | 0 |
| OAS and Guaranteed Income Supplement | 11 |
| Spouse Allowance | 2 |
| Family Allowance | 329 |
| Unemployment Insurance | |
| Active Claims | 31 |
| Average Benefits Paid | \$94 |
| Dormant Claims | 1 |
| Average Benefits Paid | \$0 |

5. Child Welfare

| | |
|---------------------------------------|---|
| Children Admitted to Supervision/Care | 1 |
|---------------------------------------|---|

6. Young Offenders

| | |
|---------------------------|---|
| Number of Young Offenders | 3 |
| Number of Of fences | 7 |

7. Adult Offenders

| | |
|-----------------------------|----|
| Cases Heard By | |
| Justices of the Peace | 32 |
| Territorial Court | 13 |
| Supreme Court | 0 |
| Of fences Recorded By RCMP | |
| Crimes of Violence | 0 |
| Property Crimes | 0 |
| Other Crimes | 0 |
| Drug Of fences | 0 |
| Federal/Territorial Statues | 0 |
| Municipal By-Laws | 0 |

Holman Island**1. Population**

| | |
|-------------------------------|-----|
| Population (from 1981 Census) | 300 |
| 1986 Population Estimates | |
| Total Population | 361 |
| Males | 177 |
| Females | 184 |
| Under 20 | 178 |
| Over 19 | 183 |

2. Income Potential

| | |
|----------------------------|----------|
| Hunting | |
| Big Game Harvest Estimates | 0 |
| Trapping | |
| Furs Traded | 2,338 |
| Fur Sales | \$48,237 |
| Arctic Cooperatives | |
| Members | 125 |
| Employees | 25 |
| Arts and Crafts | |
| Handicraft Income | |
| Income Reported | \$0 |
| Cases Reporting | 0 |

3. Government Assistance Programs

| | |
|-------------------|----------|
| Social Assistance | |
| Amount Paid | \$92,385 |
| Cases | 201 |
| Number of People | 742 |
| Housing | |
| Rent | |
| Amount Paid | \$6,906 |
| Cases | 148 |
| Utilities | |
| Amount Paid | \$60 |
| Cases | 2 |

4. Government Subsidy Programs

| | |
|--------------------------------------|-------|
| Number of Recipients | |
| Old Age Security | 1 |
| OAS and Guaranteed Income Supplement | 10 |
| Spouse Allowance | 0 |
| Family Allowance | 135 |
| Unemployment Insurance | |
| Active Claims | 11 |
| Average Benefits Paid | \$233 |
| Dormant Claims | 4 |
| Average Benefits Paid | \$67 |

5. Child Welfare

| | |
|---------------------------------------|---|
| Children Admitted to Supervision/Care | 0 |
|---------------------------------------|---|

6. Young Offenders

| | |
|---------------------------|----|
| Number of Young Offenders | 10 |
| Number of Of fences | 23 |

7. Adult Offenders

| | |
|-----------------------------|----|
| Cases Heard By | |
| Justices of the Peace | 0 |
| Territorial Court | 12 |
| Supreme Court | 0 |
| Of fences Recorded By RCMP | |
| Crimes of Violence | 0 |
| Property Crimes | 0 |
| Other Crimes | 0 |
| Drug Of fences | 0 |
| Federal/Territorial Statues | 0 |
| Municipal By-Laws | 0 |

Pelly Bay**1. Population**

| | |
|-------------------------------|------------|
| Population (from 1981 Census) | 255 |
| 1986 Population Estimates | |
| Total Population | 276 |
| Males | 160 |
| Females | 116 |
| Under 20 | 161 |
| Over 19 | 115 |

2. Income Potential

| | |
|----------------------------|----------|
| Hunting | |
| Big Game Harvest Estimates | 2 |
| Trapping | |
| Furs Traded | 439 |
| Fur Sales | \$15,063 |
| Arctic Cooperatives | |
| Members | 105 |
| Employees | 11 |
| Arts and Crafts | |
| Handicraft Income | |
| Income Reported | \$2,439 |
| Cases Reporting | 33 |

3. Government Assistance Programs

| | |
|-------------------|----------|
| Social Assistance | |
| Amount Paid | \$95,974 |
| Cases | 203 |
| Number of People | 880 |
| Housing | |
| Rent | |
| Amount Paid | \$3,916 |
| Cases | 114 |
| Utilities | |
| Amount Paid | \$210 |
| Cases | 16 |

4. Government Subsidy Programs

| | |
|--------------------------------------|-------|
| Number of Recipients | |
| Old Age Security | 0 |
| OAS and Guaranteed Income Supplement | 10 |
| Spouse Allowance | 0 |
| Family Allowance | 147 |
| Unemployment Insurance | |
| Active Claims | 8 |
| Average Benefits Paid | \$331 |
| Dormant Claims | 1 |
| Average Benefits Paid | \$0 |

5. Child Welfare

| | |
|---------------------------------------|---|
| Children Admitted to Supervision/Care | 0 |
|---------------------------------------|---|

6. Young Offenders

| | |
|---------------------------|---|
| Number of Young Offenders | 2 |
| Number of Offences | 6 |

7. Adult Offenders

| | |
|------------------------------|---|
| Cases Heard By | |
| Justices of the Peace | 0 |
| Territorial Court | 8 |
| Supreme Court | 0 |
| Offences Recorded By RCMP | |
| Crimes of Violence | 0 |
| Property Crimes | 0 |
| Other Crimes | 0 |
| Drug Offences | 0 |
| Federal/Territorial Statutes | |
| Municipal By-Laws | 0 |

Spence Bay**1. Population**

| | |
|-------------------------------|-----|
| Population (from 1981 Census) | 430 |
| 1986 Population Estimates | |
| Total Population | 465 |
| Males | 242 |
| Females | 223 |
| Under 20 | 247 |
| Over 19 | 218 |

2. Income Potential

| | |
|----------------------------|----------|
| Hunting | |
| Big Game Harvest Estimates | 10 |
| Trapping | |
| Furs Traded | 2,245 |
| Fur Sales | \$50,166 |
| Arctic Cooperatives | |
| Members | 152 |
| Employees | 6 |
| Arts and Crafts | |
| Handicraft Income | |
| Income Reported | \$8,831 |
| Cases Reporting | 50 |

3. Government Assistance Programs

| | |
|-------------------|-----------|
| Social Assistance | |
| Amount Paid | \$240,546 |
| Cases | 523 |
| Number of People | 2,237 |
| Housing | |
| Rent | |
| Amount Paid | \$8,195 |
| Cases | 254 |
| Utilities | |
| Amount Paid | \$1,861 |
| Cases | 98 |

4. Government Subsidy Programs

| | |
|--------------------------------------|-------|
| Number of Recipients | |
| Old Age Security | 1 |
| OAS and Guaranteed Income Supplement | 12 |
| Spouse Allowance | 1 |
| Family Allowance | 215 |
| Unemployment Insurance | |
| Active Claims | 13 |
| Average Benefits Paid | \$921 |
| Dormant Claims | 0 |

5. Child Welfare

| | |
|---------------------------------------|---|
| Children Admitted to Supervision/Care | 2 |
|---------------------------------------|---|

6. Young Offenders

| | |
|---------------------------|----|
| Number of Young Offenders | 7 |
| Number of Of fences | 12 |

7. Adult Offenders

| | |
|-----------------------------|----|
| Cases Heard By | |
| Justices of the Peace | 41 |
| Territorial Court | 32 |
| Supreme Court | 0 |
| Of fences Recorded By RCMP | |
| Crimes of Violence | 24 |
| Property Crimes | 60 |
| Other Crimes | 34 |
| Drug Of fences | 0 |
| Federal/Territorial Statues | 38 |
| Municipal By-Laws | 5 |

information Not Available.

Some of the information identified in Phase I of the Community Profile Project was not available for this report. The following items were not available by the report deadline but will be included in a future **version of the report**:

Hunting, Trapping, Outpost Grants - Information is still being collected by the Department of Renewable Resources.

Level of Assistance to Home Owners - Information is still being collected by the Housing Corporation.

Fishing - information is being collected by the Department of Fisheries

Other information items which were not included in the report are:

Aged and Handicapped - Information gathering is only now starting to take place. This data will not be available in the near future.

Health Care Registration Population Estimates - Department of Health sources have indicated that purging of old incorrect data will continue until Winter 1986. At that time, more accurate figures will be available.